

SELLING PRICE

AVERAGE	\$421K	MEDIAN	\$405K
Month-over-Month	3.4%	Month-over-Month	1.8%
Year-over-Year	8.0%	Year-over-Year	9.5%



All Residential

AVERAGE	\$517K	MEDIAN	\$475K
MoM	1.9%	MoM	2.2%
YoY	6.7%	YoY	6.7%



Detached

AVERAGE	\$409K	MEDIAN	\$400K
MoM	6.1%	MoM	3.4%
YoY	11.5%	YoY	9.6%



Semi-Detached

AVERAGE	\$283K	MEDIAN	\$290K
MoM	2.5%	MoM	1.7%
YoY	13.9%	YoY	24.0%



Row/Townhouse

AVERAGE	\$194K	MEDIAN	\$186K
MoM	7.0%	MoM	10.5%
YoY	0.6%	YoY	9.2%



Apartment Condominium

NEW LISTINGS



Current Month	3,597	Month-over-Month	↑ 32.4%
YTD	8,477	Year-over-Year	↑ 8.9%

5,320



INVENTORY



SOLD

Detached	\$2,743,550
Semi-Detached	\$1,199,800
Row/Townhouse	\$586,000
Apartment Condominium	\$870,000



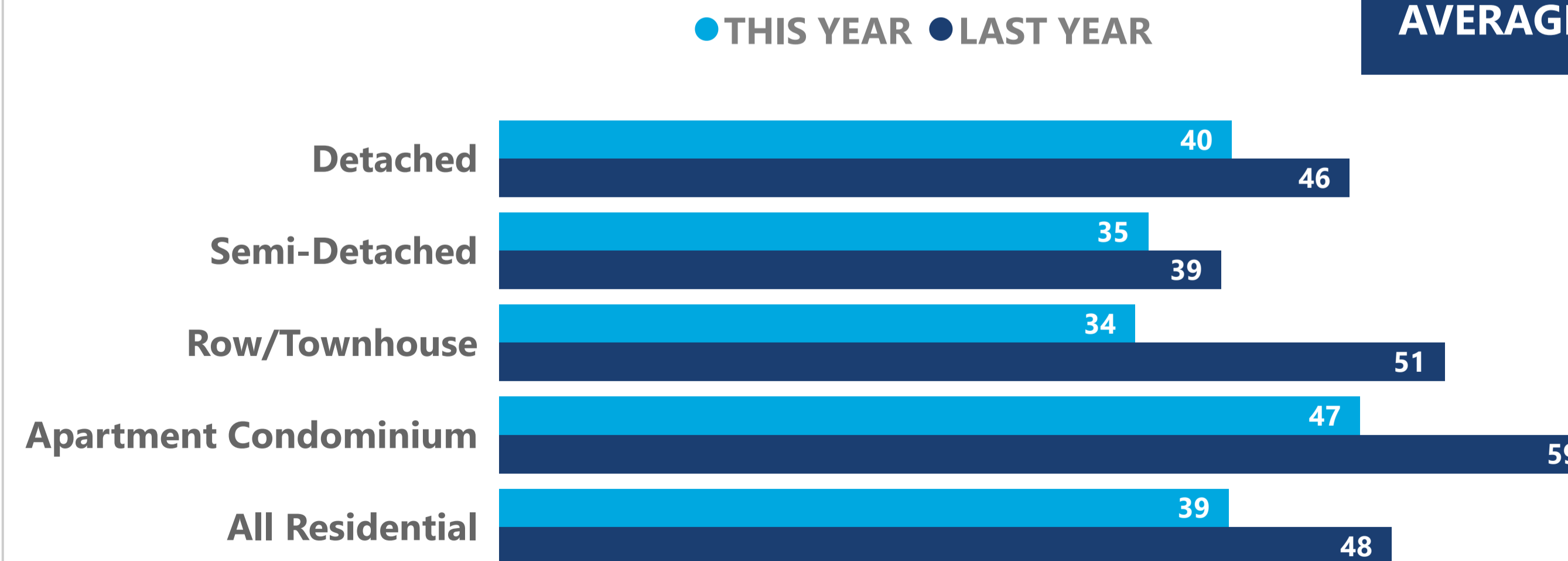
HIGH ROLLERS



SALES

Current Month	2,467	Month-over-Month	↑ 25.6%
YTD	5,866	Year-over-Year	↑ 35.7%

AVERAGE DAYS ON MARKET FOR MONTHLY SALES



* Greater Edmonton Area includes Beaumont, Bon Accord, Bruderheim, Calmar, Devon, Edmonton, Fort Saskatchewan, Gibbons, Leduc, Legal, Morinville, New Sarepta, Redwater, Rural Leduc County, Rural Parkland County, Rural Strathcona County, Rural Sturgeon County, Sherwood Park, Spruce Grove, St. Albert, Stony Plain, Thorsby, Wabamun, Warburg.

SELLING PRICE

AVERAGE	\$397K	MEDIAN	\$386K
Month-over-Month	4.2%	Month-over-Month	2.9%
Year-over-Year	8.3%	Year-over-Year	9.3%



All Residential

AVERAGE	\$502K	MEDIAN	\$470K
MoM	1.6%	MoM	2.1%
YoY	5.7%	YoY	6.9%



Detached

AVERAGE	\$414K	MEDIAN	\$407K
MoM	6.3%	MoM	2.0%
YoY	12.4%	YoY	8.4%



Semi-Detached

AVERAGE	\$276K	MEDIAN	\$278K
MoM	1.7%	MoM	-1.2%
YoY	16.9%	YoY	23.4%



Row/Townhouse

AVERAGE	\$189K	MEDIAN	\$183K
MoM	9.3%	MoM	13.4%
YoY	0.8%	YoY	7.9%



Apartment Condominium

NEW LISTINGS



Current Month	2,548	Month-over-Month	↑ 32.7%
YTD	5,988	Year-over-Year	↑ 12.3%



Current Month	1,737	Month-over-Month	↑ 23.8%
YTD	4,193	Year-over-Year	↑ 38.8%

3,679



INVENTORY

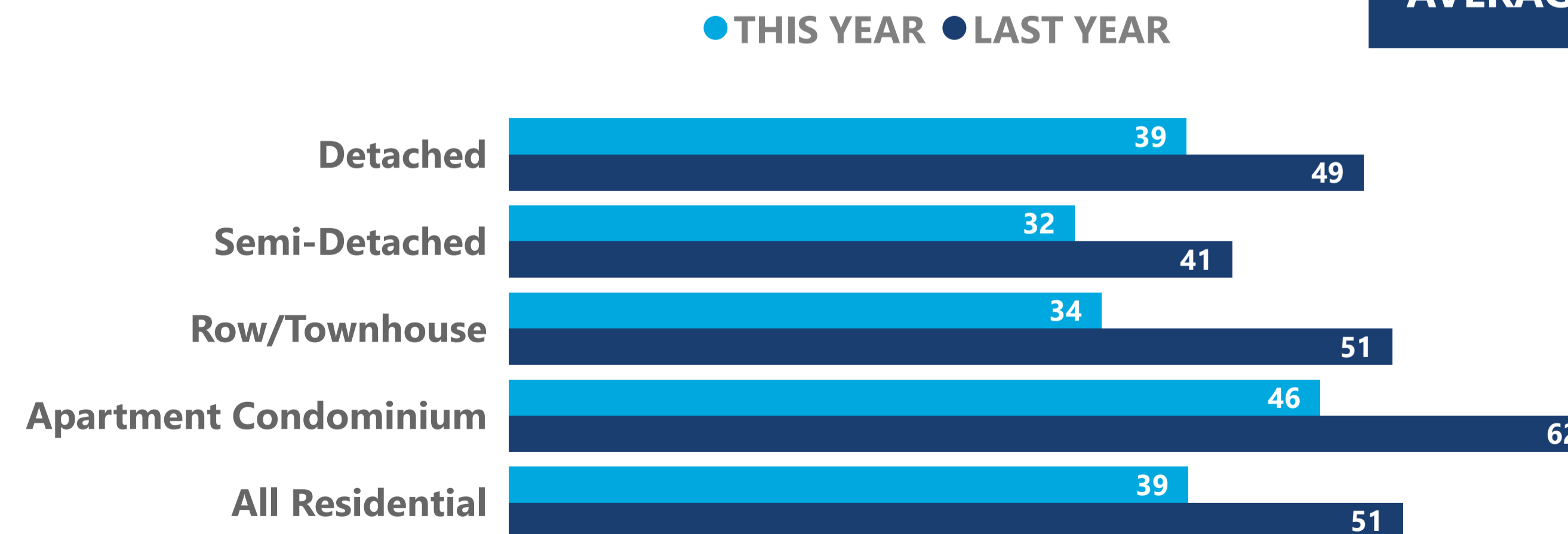


Detached	\$2,250,000
Semi-Detached	\$1,199,800
Row/Townhouse	\$586,000
Apartment Condominium	\$870,000



HIGH ROLLERS

AVERAGE DAYS ON MARKET FOR MONTHLY SALES



NEW LISTINGS



Current Month
3,597
↑ **32.4%**
Month-over-Month

YTD
8,477
↑ **8.9%**
Year-over-Year



SALES

Current Month
2,467
↑ **25.6%**
Month-over-Month

YTD
5,866
↑ **35.7%**
Year-over-Year

5,320



INVENTORY



Detached **\$2,743,550**

Semi-detached **\$1,199,800**

Row/Townhouse **\$586,000**

Apartment Condominium **\$870,000**



HIGH ROLLERS

AVERAGE DAYS ON MARKET FOR MONTHLY SALES



● THIS YEAR ● LAST YEAR

SELLING PRICE COMPARISONS



ALL RESIDENTIAL

AVERAGE **\$421K**
MoM **3.4%**
YoY **8.0%**

MEDIAN **\$405K**
MoM **1.8%**
YoY **9.5%**



DETACHED

AVERAGE **\$517K**
MoM **1.9%**
YoY **6.7%**

MEDIAN **\$475K**
MoM **2.2%**
YoY **6.7%**



SEMI-DETACHED

AVERAGE **\$409K**
MoM **6.1%**
YoY **11.5%**

MEDIAN **\$400K**
MoM **3.4%**
YoY **9.6%**



ROW/TOWNHOUSE

AVERAGE **\$283K**
MoM **2.5%**
YoY **13.9%**

MEDIAN **\$290K**
MoM **1.7%**
YoY **24.0%**



APARTMENT CONDOMINIUM

AVERAGE **\$194K**
MoM **7.0%**
YoY **0.6%**

MEDIAN **\$186K**
MoM **10.5%**
YoY **9.2%**

* Greater Edmonton Area includes Beaumont, Bon Accord, Bruderheim, Calmar, Devon, Edmonton, Fort Saskatchewan, Gibbons, Leduc, Legal, Morinville, New Sarepta, Redwater, Rural Leduc County, Rural Parkland County, Rural Strathcona County, Rural Sturgeon County, Sherwood Park, Spruce Grove, St. Albert, Stony Plain, Thorsby, Wabamun, Warburg

NEW LISTINGS



Current Month	Month-over-Month
2,548	↑ 32.7%
YTD	Year-over-Year
5,988	↑ 12.3%



SALES

Current Month	Month-over-Month
1,737	↑ 23.8%
YTD	Year-over-Year
4,193	↑ 38.8%

3,679



INVENTORY

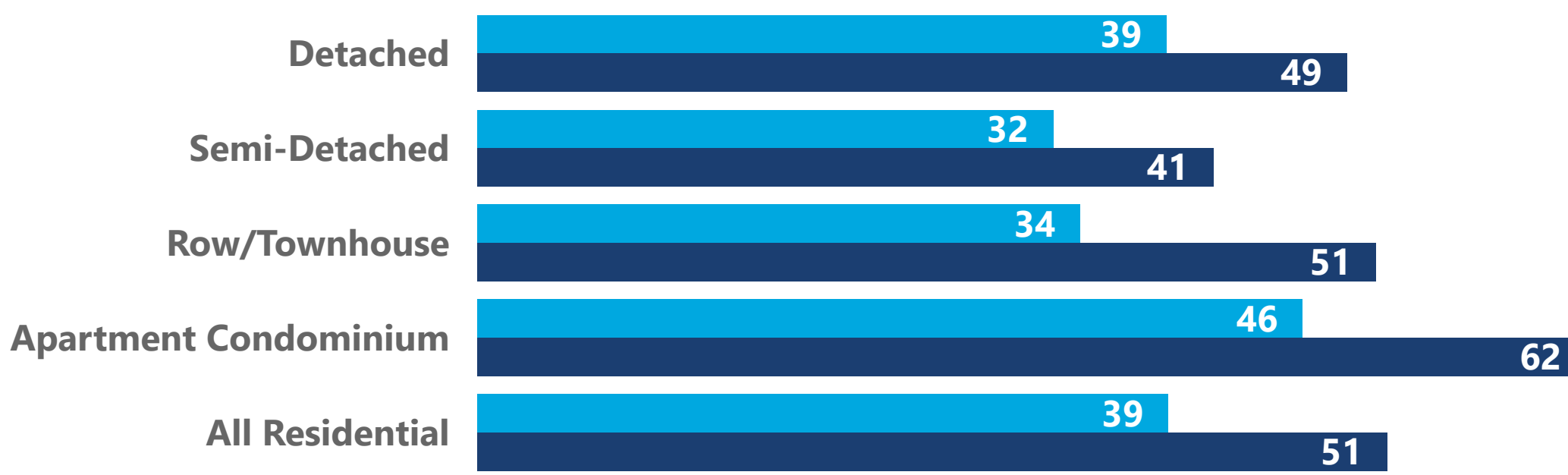


Detached	\$2,250,000
Semi-detached	\$1,199,800
Row/Townhouse	\$586,000
Apartment Condominium	\$870,000



HIGH ROLLERS

AVERAGE DAYS ON MARKET FOR MONTHLY SALES



● THIS YEAR ● LAST YEAR

SELLING PRICE COMPARISONS



ALL RESIDENTIAL

AVERAGE	\$397K
MoM	4.2%
YoY	8.3%
MEDIAN	\$386K
MoM	2.9%
YoY	9.3%



DETACHED

AVERAGE	\$502K
MoM	1.6%
YoY	5.7%
MEDIAN	\$470K
MoM	2.1%
YoY	6.9%



SEMI-DETACHED

AVERAGE	\$414K
MoM	6.3%
YoY	12.4%
MEDIAN	\$407K
MoM	2.0%
YoY	8.4%



ROW/TOWNHOUSE

AVERAGE	\$276K
MoM	1.7%
YoY	16.9%
MEDIAN	\$278K
MoM	-1.2%
YoY	23.4%



APARTMENT CONDOMINIUM

AVERAGE	\$189K
MoM	9.3%
YoY	0.8%
MEDIAN	\$183K
MoM	13.4%
YoY	7.9%

MLS® HOME PRICE INDEX

\$393K

Benchmark Price

↑ 2.7%

Month-over-Month

↑ 4.4%

Year-over-Year

\$421K

Average Sales Price

↑ 3.4%

Month-over-Month

↑ 8.0%

Year-over-Year

\$405K

Median Sales Price

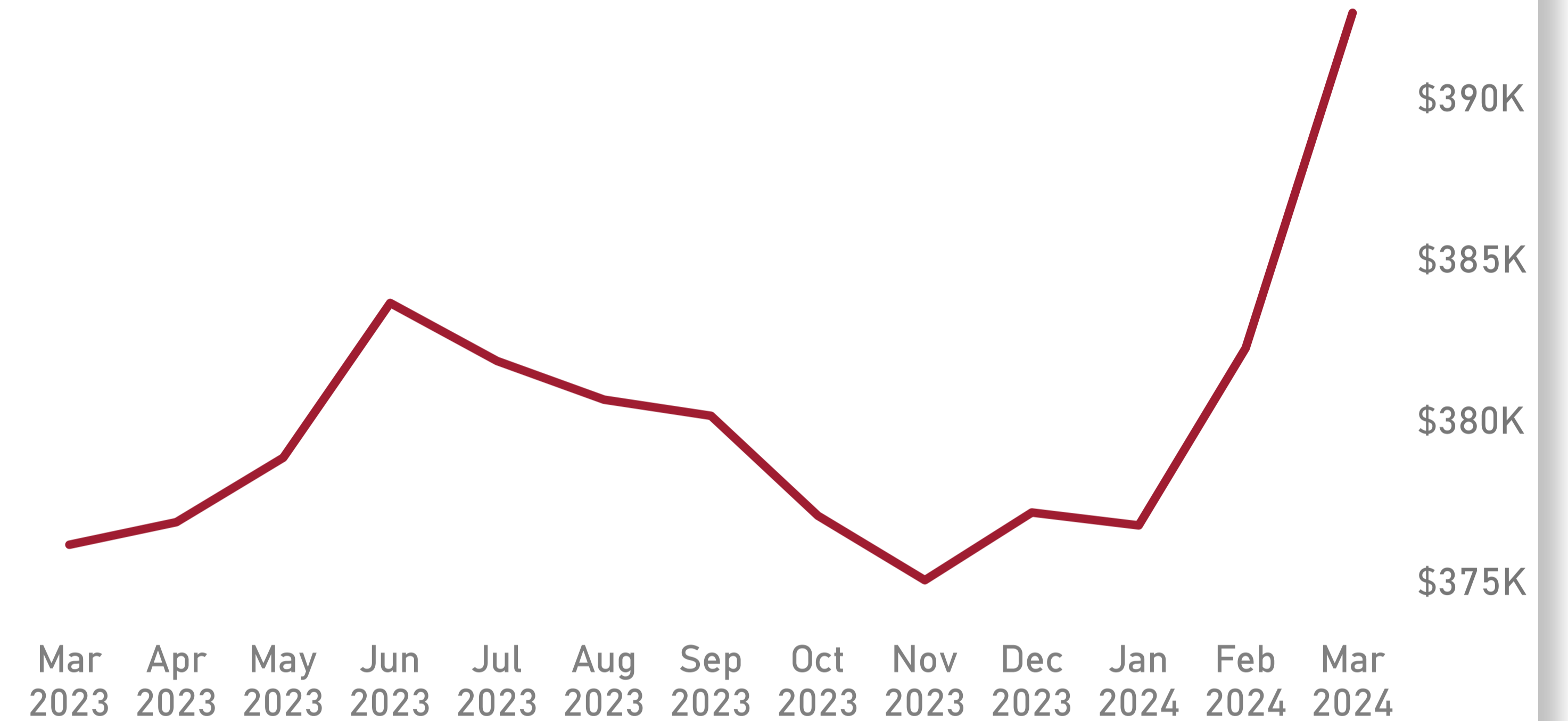
↑ 1.8%

Month-over-Month

↑ 9.5%

Year-over-Year

BENCHMARK PRICE TREND



\$454K

Benchmark Price


↑ 2.8%

Month-over-Month

↑ 5.5%

Year-over-Year

SINGLE FAMILY



\$191K

Benchmark Price

↑ 4.1%

Month-over-Month

↑ 7.9%

Year-over-Year

APARTMENT



\$253K

Benchmark Price

↑ 3.1%

Month-over-Month

↑ 12.2%

Year-over-Year

TOWNHOUSE

MLS® HOME PRICE INDEX

\$383K

Benchmark Price

↑ **2.1%**

Month-over-Month

↑ **4.2%**

Year-over-Year

\$397K

Average Sales Price

↑ **4.2%**

Month-over-Month

↑ **8.3%**

Year-over-Year

\$386K

Median Sales Price

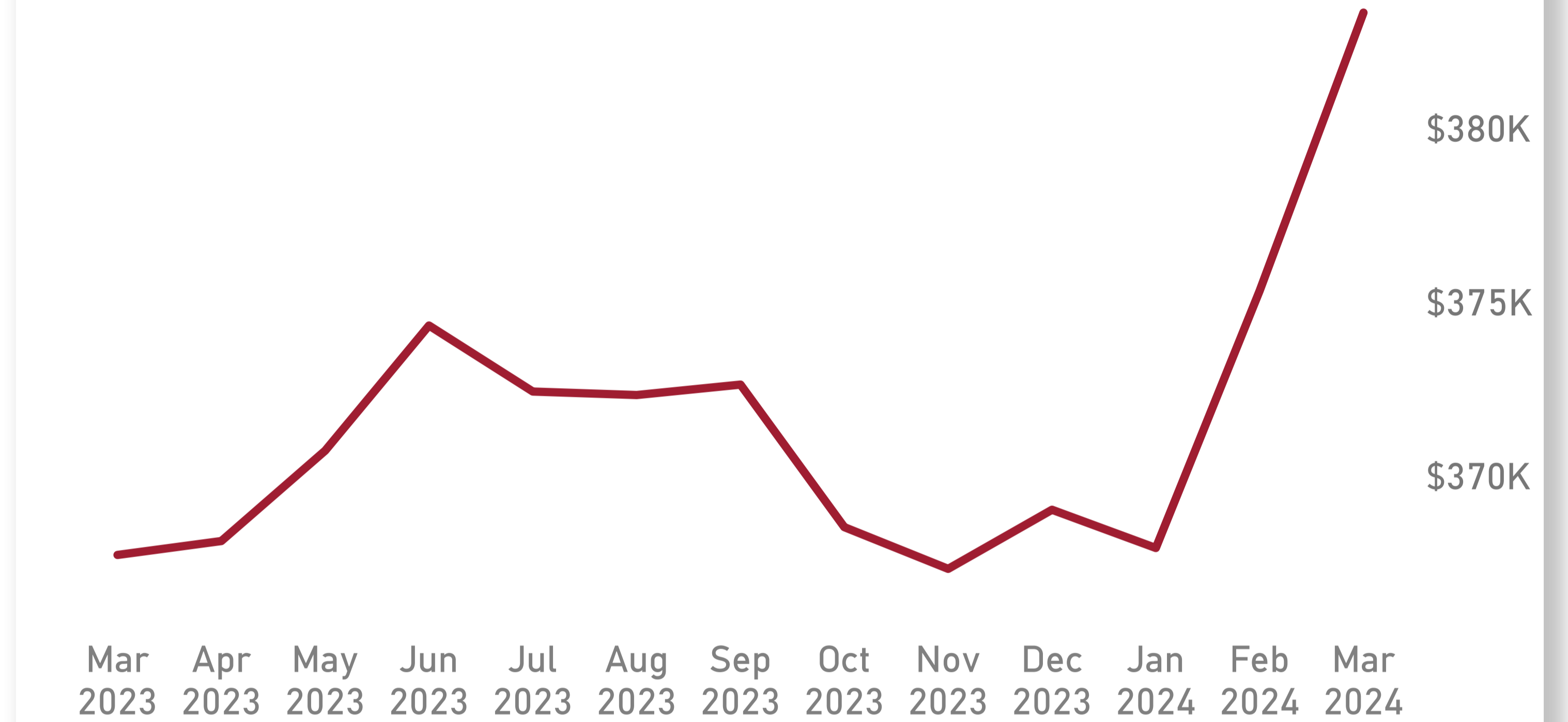
↑ **2.9%**

Month-over-Month

↑ **9.3%**

Year-over-Year

BENCHMARK PRICE TREND



\$459K

Benchmark Price


↑ **2.1%**

Month-over-Month

↑ **5.4%**

Year-over-Year

SINGLE FAMILY



\$186K

Benchmark Price

↑ **4.0%**

Month-over-Month

↑ **8.1%**

Year-over-Year

APARTMENT



\$246K

Benchmark Price

↑ **3.1%**

Month-over-Month

↑ **13.8%**

Year-over-Year

TOWNHOUSE

NEW LISTINGS



Current Month

3,597

YTD

8,477

Month-over-Month



32.4%

Year-over-Year



8.9%

* Greater Edmonton Area includes Beaumont, Bon Accord, Bruderheim, Calmar, Devon, Edmonton, Fort Saskatchewan, Gibbons, Leduc, Legal, Morinville, New Sarepta, Redwater, Rural Leduc County, Rural Parkland County, Rural Strathcona County, Rural Sturgeon County, Sherwood Park, Spruce Grove, St. Albert, Stony Plain, Thorsby, Wabamun, Warburg.

NEW LISTINGS



Current Month

2,548

YTD

5,988

Month-over-Month

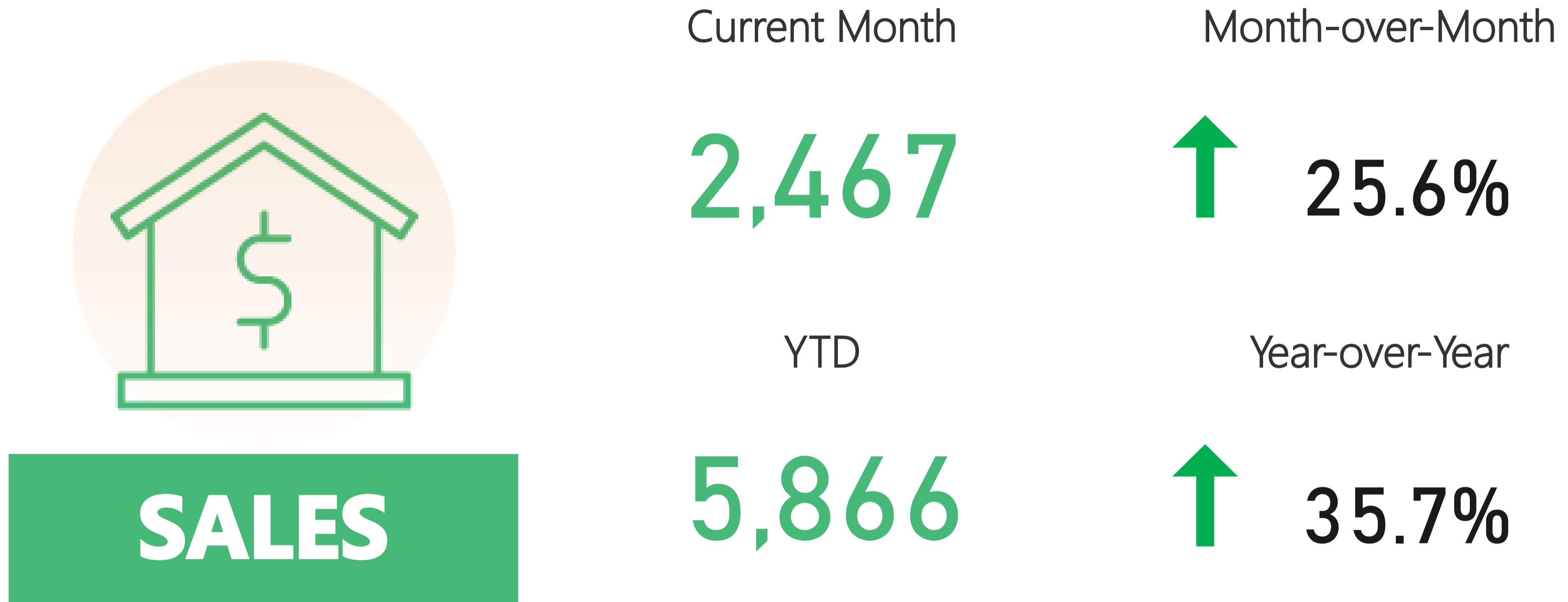


32.7%

Year-over-Year



12.3%



* Greater Edmonton Area includes Beaumont, Bon Accord, Bruderheim, Calmar, Devon, Edmonton, Fort Saskatchewan, Gibbons, Leduc, Legal, Morinville, New Sarepta, Redwater, Rural Leduc County, Rural Parkland County, Rural Strathcona County, Rural Sturgeon County, Sherwood Park, Spruce Grove, St. Albert, Stony Plain, Thorsby, Wabamun, Warburg.



SALES

Current Month

1,737

YTD

4,193

Month-over-Month

↑ 23.8%

Year-over-Year

↑ 38.8%

5,320



INVENTORY

* Greater Edmonton Area includes Beaumont, Bon Accord, Bruderheim, Calmar, Devon, Edmonton, Fort Saskatchewan, Gibbons, Leduc, Legal, Morinville, New Sarepta, Redwater, Rural Leduc County, Rural Parkland County, Rural Strathcona County, Rural Sturgeon County, Sherwood Park, Spruce Grove, St. Albert, Stony Plain, Thorsby, Wabamun, Warburg.

3,679



INVENTORY



Detached **\$2,743,550**

Semi-Detached **\$1,199,800**

Row/Townhouse **\$586,000**

Apartment
Condominium **\$870,000**



HIGH ROLLERS

* Greater Edmonton Area includes Beaumont, Bon Accord, Bruderheim, Calmar, Devon, Edmonton, Fort Saskatchewan, Gibbons, Leduc, Legal, Morinville, New Sarepta, Redwater, Rural Leduc County, Rural Parkland County, Rural Strathcona County, Rural Sturgeon County, Sherwood Park, Spruce Grove, St. Albert, Stony Plain, Thorsby, Wabamun, Warburg.



Detached

\$2,250,000

Semi-Detached


\$1,199,800

Row/Townhouse

\$586,000

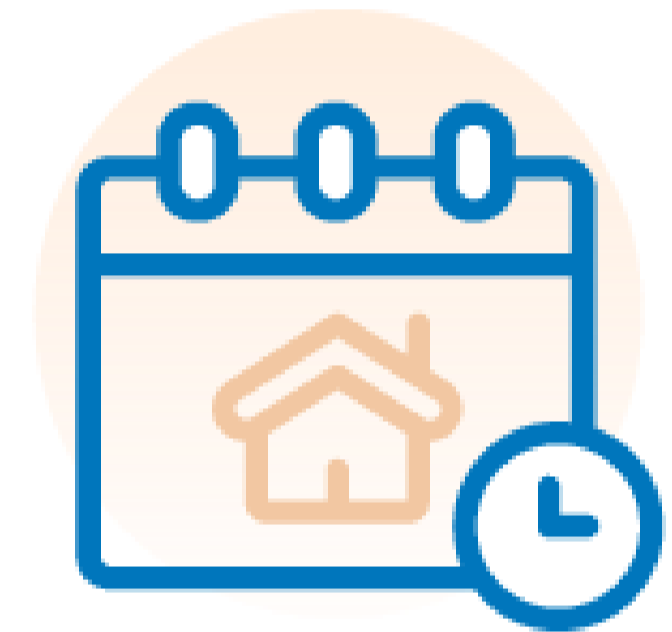
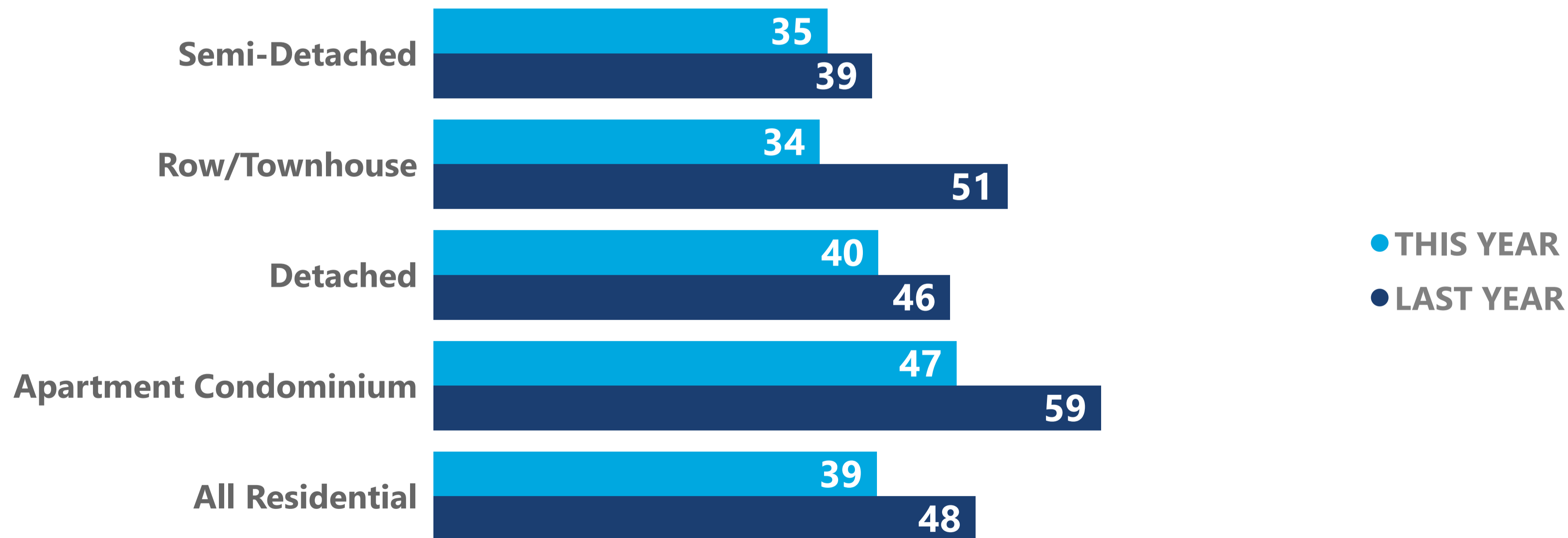
Apartment
Condominium

\$870,000



HIGH ROLLERS

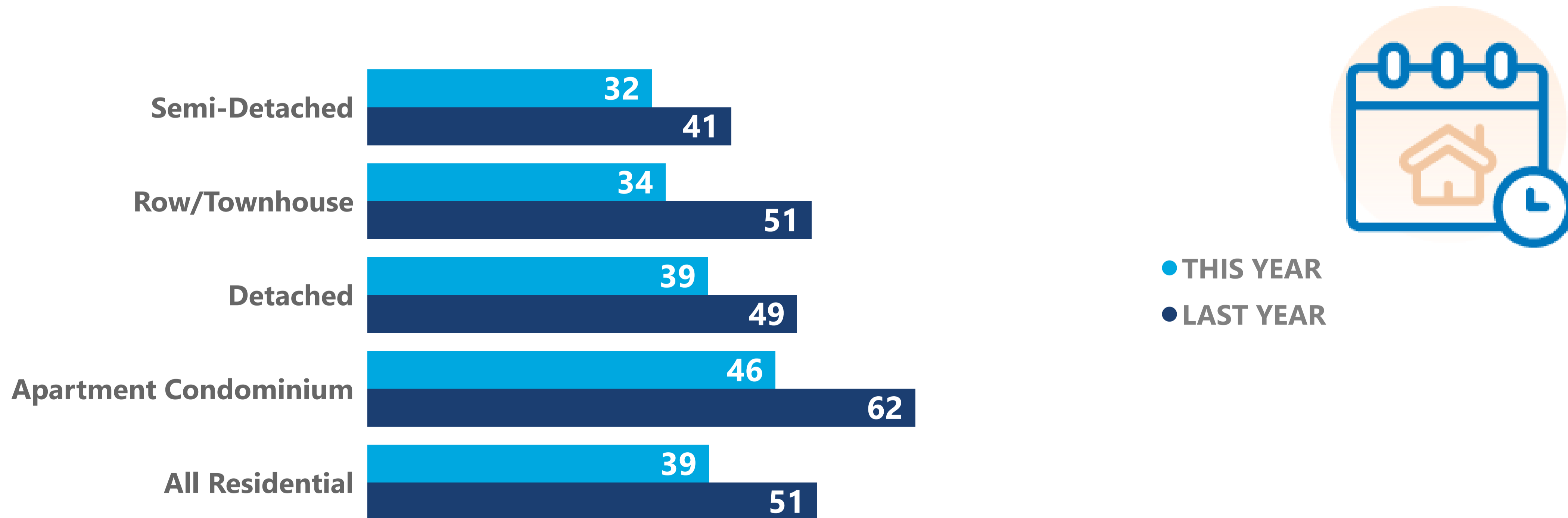
AVERAGE DAYS ON MARKET FOR MONTHLY SALES



● THIS YEAR
● LAST YEAR

* Greater Edmonton Area includes Beaumont, Bon Accord, Bruderheim, Calmar, Devon, Edmonton, Fort Saskatchewan, Gibbons, Leduc, Legal, Morinville, New Sarepta, Redwater, Rural Leduc County, Rural Parkland County, Rural Strathcona County, Rural Sturgeon County, Sherwood Park, Spruce Grove, St. Albert, Stony Plain, Thorsby, Wabamun, Warburg.

AVERAGE DAYS ON MARKET FOR MONTHLY SALES



AVERAGE

\$421K

\$405K

MEDIAN

MoM

3.4%

1.8%

MoM

YoY

8.0%

9.5%

YoY



All Residential

* Greater Edmonton Area includes Beaumont, Bon Accord, Bruderheim, Calmar, Devon, Edmonton, Fort Saskatchewan, Gibbons, Leduc, Legal, Morinville, New Sarepta, Redwater, Rural Leduc County, Rural Parkland County, Rural Strathcona County, Rural Sturgeon County, Sherwood Park, Spruce Grove, St. Albert, Stony Plain, Thorsby, Wabamun, Warburg.

AVERAGE

\$397K

\$386K

MEDIAN

MoM

4.2%

2.9%

MoM

YoY

8.3%

9.3%

YoY



All Residential

AVERAGE

\$517K

MoM

1.9%

YoY

6.7%



Detached

\$475K

MEDIAN

2.2%

MoM

6.7%

YoY

* Greater Edmonton Area includes Beaumont, Bon Accord, Bruderheim, Calmar, Devon, Edmonton, Fort Saskatchewan, Gibbons, Leduc, Legal, Morinville, New Sarepta, Redwater, Rural Leduc County, Rural Parkland County, Rural Strathcona County, Rural Sturgeon County, Sherwood Park, Spruce Grove, St. Albert, Stony Plain, Thorsby, Wabamun, Warburg.

AVERAGE

\$502K

MoM

1.6%

YoY

5.7%



Detached

\$470K

MEDIAN

2.1%

MoM

6.9%

YoY

AVERAGE

\$409K

\$400K

MEDIAN

MoM

6.1%

3.4%

MoM

YoY

11.5%

9.6%

YoY



Semi-Detached

* Greater Edmonton Area includes Beaumont, Bon Accord, Bruderheim, Calmar, Devon, Edmonton, Fort Saskatchewan, Gibbons, Leduc, Legal, Morinville, New Sarepta, Redwater, Rural Leduc County, Rural Parkland County, Rural Strathcona County, Rural Sturgeon County, Sherwood Park, Spruce Grove, St. Albert, Stony Plain, Thorsby, Wabamun, Warburg.

AVERAGE

\$414K

MoM

6.3%

YoY

12.4%



Semi-Detached

\$407K

MEDIAN

2.0%

MoM

8.4%

YoY

AVERAGE

\$283K

\$290K

MEDIAN

MoM

2.5%

1.7%

MoM

YoY

13.9%

24.0%

YoY



Row/Townhouse

* Greater Edmonton Area includes Beaumont, Bon Accord, Bruderheim, Calmar, Devon, Edmonton, Fort Saskatchewan, Gibbons, Leduc, Legal, Morinville, New Sarepta, Redwater, Rural Leduc County, Rural Parkland County, Rural Strathcona County, Rural Sturgeon County, Sherwood Park, Spruce Grove, St. Albert, Stony Plain, Thorsby, Wabamun, Warburg.

AVERAGE

\$276K

\$278K

MEDIAN

MoM

1.7%

-1.2%

MoM

YoY

16.9%

23.4%

YoY



Row/Townhouse