

SELLING PRICE

AVERAGE	\$399K	MEDIAN	\$390K
Month-over-Month	2.5%	Month-over-Month	7.6%
Year-over-Year	7.6%	Year-over-Year	11.4%

All Residential



AVERAGE	\$484K	MEDIAN	\$450K
MoM	-1.0%	MoM	2.3%
YoY	7.3%	YoY	6.6%

Detached



AVERAGE	\$378K	MEDIAN	\$395K
MoM	4.0%	MoM	9.6%
YoY	6.6%	YoY	13.2%

Semi-Detached



AVERAGE	\$269K	MEDIAN	\$266K
MoM	2.8%	MoM	2.5%
YoY	8.6%	YoY	10.6%

Row/Townhouse



AVERAGE	\$193K	MEDIAN	\$167K
MoM	12.8%	MoM	-1.9%
YoY	1.1%	YoY	1.9%

Apartment Condominium



NEW LISTINGS



Current Month	2,195	Month-over-Month	↑ 49.3%
YTD	2,195	Year-over-Year	↓ -2.3%



Current Month	1,439	Month-over-Month	↑ 17.5%
YTD	1,439	Year-over-Year	↑ 46.8%

4,540



INVENTORY



SOLD

Detached	\$1,700,000
Semi-Detached	\$780,000
Row/Townhouse	\$645,000
Apartment Condominium	\$2,900,000



HIGH ROLLERS

● THIS YEAR ● LAST YEAR

AVERAGE DAYS ON MARKET FOR MONTHLY SALES



* Greater Edmonton Area includes Beaumont, Bon Accord, Bruderheim, Calmar, Devon, Edmonton, Fort Saskatchewan, Gibbons, Leduc, Legal, Morinville, New Sarepta, Redwater, Rural Leduc County, Rural Parkland County, Rural Strathcona County, Rural Sturgeon County, Sherwood Park, Spruce Grove, St. Albert, Stony Plain, Thorsby, Wabamun, Warburg.

SELLING PRICE

AVERAGE \$381K **MEDIAN \$376K**
 Month-over-Month 2.1% 7.5% Month-over-Month
 Year-over-Year 7.5% 13.0% Year-over-Year



All Residential

AVERAGE \$474K **MEDIAN \$441K**
 MoM -2.4% 0.2% MoM
 YoY 5.6% 5.0% YoY



Detached

AVERAGE \$385K **MEDIAN \$400K**
 MoM 4.8% 9.6% MoM
 YoY 7.1% 14.4% YoY



Semi-Detached

AVERAGE \$269K **MEDIAN \$267K**
 MoM 3.5% 0.7% MoM
 YoY 12.0% 12.3% YoY



Row/Townhouse

AVERAGE \$189K **MEDIAN \$163K**
 MoM 11.8% -4.3% MoM
 YoY 10.6% 6.7% YoY



Apartment Condominium

NEW LISTINGS



Current Month **1,545** ↑ 53.1%
 YTD **1,545** ↓ -4.2%



Current Month **1,058** ↑ 19.7%
 YTD **1,058** ↑ 51.4%

3,089



INVENTORY

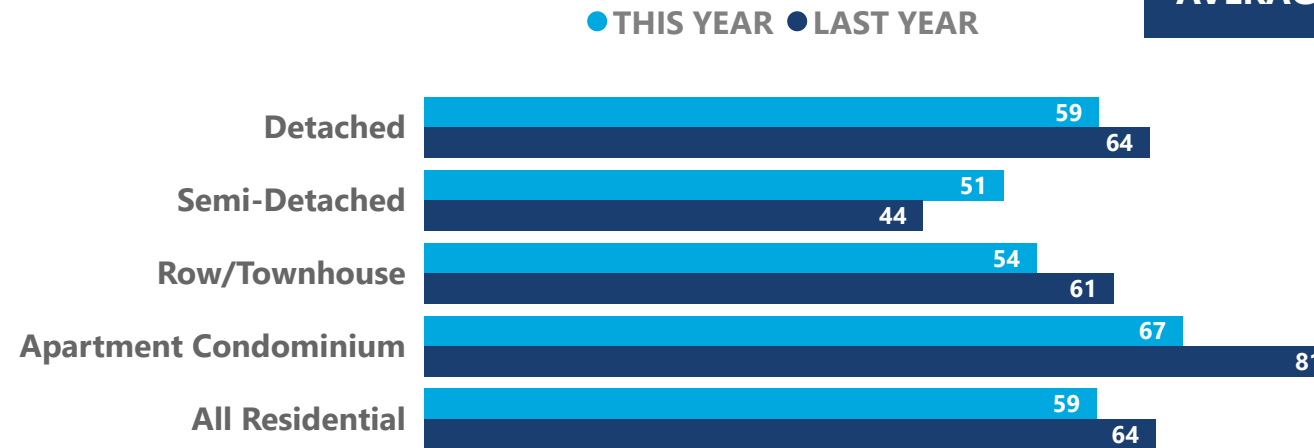


Detached \$1,690,000
Semi-Detached \$780,000
Row/Townhouse \$645,000
Apartment Condominium \$2,900,000



HIGH ROLLERS

AVERAGE DAYS ON MARKET FOR MONTHLY SALES



NEW LISTINGS



Current Month
2,195

Month-over-Month
↑ 49.3%

YTD
2,195

Year-over-Year
↓ -2.3%



SALES

Current Month
1,439

Month-over-Month
↑ 17.5%

YTD
1,439

Year-over-Year
↑ 46.8%

4,540



INVENTORY



Detached **\$1,700,000**

Semi-detached **\$780,000**

Row/Townhouse **\$645,000**

Apartment Condominium **\$2,900,000**



HIGH ROLLERS

AVERAGE DAYS ON MARKET FOR MONTHLY SALES



● THIS YEAR ● LAST YEAR

SELLING PRICE COMPARISONS



ALL RESIDENTIAL

AVERAGE **\$399K**

MoM **2.5%**

YoY **7.6%**

MEDIAN **\$390K**

MoM **7.6%**

YoY **11.4%**



DETACHED

AVERAGE **\$484K**

MoM **-1.0%**

YoY **7.3%**

MEDIAN **\$450K**

MoM **2.3%**

YoY **6.6%**



SEMI-DETACHED

AVERAGE **\$378K**

MoM **4.0%**

YoY **6.6%**

MEDIAN **\$395K**

MoM **9.6%**

YoY **13.2%**



ROW/TOWNHOUSE

AVERAGE **\$269K**

MoM **2.8%**

YoY **8.6%**

MEDIAN **\$266K**

MoM **2.5%**

YoY **10.6%**



APARTMENT CONDOMINIUM

AVERAGE **\$193K**

MoM **12.8%**

YoY **1.1%**

MEDIAN **\$167K**

MoM **-1.9%**

YoY **1.9%**

* Greater Edmonton Area includes Beaumont, Bon Accord, Bruderheim, Calmar, Devon, Edmonton, Fort Saskatchewan, Gibbons, Leduc, Legal, Morinville, New Sarepta, Redwater, Rural Leduc County, Rural Parkland County, Rural Strathcona County, Rural Sturgeon County, Sherwood Park, Spruce Grove, St. Albert, Stony Plain, Thorsby, Wabamun, Warburg

NEW LISTINGS



	Current Month	Month-over-Month
	1,545	↑ 53.1%
YTD	1,545	↓ -4.2%



SALES

	Current Month	Month-over-Month
	1,058	↑ 19.7%
YTD	1,058	↑ 51.4%

3,089



INVENTORY



Detached	\$1,690,000
Semi-detached	\$780,000
Row/Townhouse	\$645,000
Apartment Condominium	\$2,900,000



HIGH ROLLERS

AVERAGE DAYS ON MARKET FOR MONTHLY SALES



● THIS YEAR ● LAST YEAR

SELLING PRICE COMPARISONS



ALL RESIDENTIAL

AVERAGE	\$381K
MoM	2.1%
YoY	7.5%
MEDIAN	\$376K
MoM	7.5%
YoY	13.0%



DETACHED

AVERAGE	\$474K
MoM	-2.4%
YoY	5.6%
MEDIAN	\$441K
MoM	0.2%
YoY	5.0%



SEMI-DETACHED

AVERAGE	\$385K
MoM	4.8%
YoY	7.1%
MEDIAN	\$400K
MoM	9.6%
YoY	14.4%



ROW/TOWNHOUSE

AVERAGE	\$269K
MoM	3.5%
YoY	12.0%
MEDIAN	\$267K
MoM	0.7%
YoY	12.3%



APARTMENT CONDOMINIUM

AVERAGE	\$189K
MoM	11.8%
YoY	10.6%
MEDIAN	\$163K
MoM	-4.3%
YoY	6.7%

MLS® HOME PRICE INDEX

\$377K

Benchmark Price

↓ -0.1%

Month-over-Month

↑ 2.9%

Year-over-Year

\$399K

Average Sales Price

↑ 2.5%

Month-over-Month

↑ 7.6%

Year-over-Year

\$390K

Median Sales Price

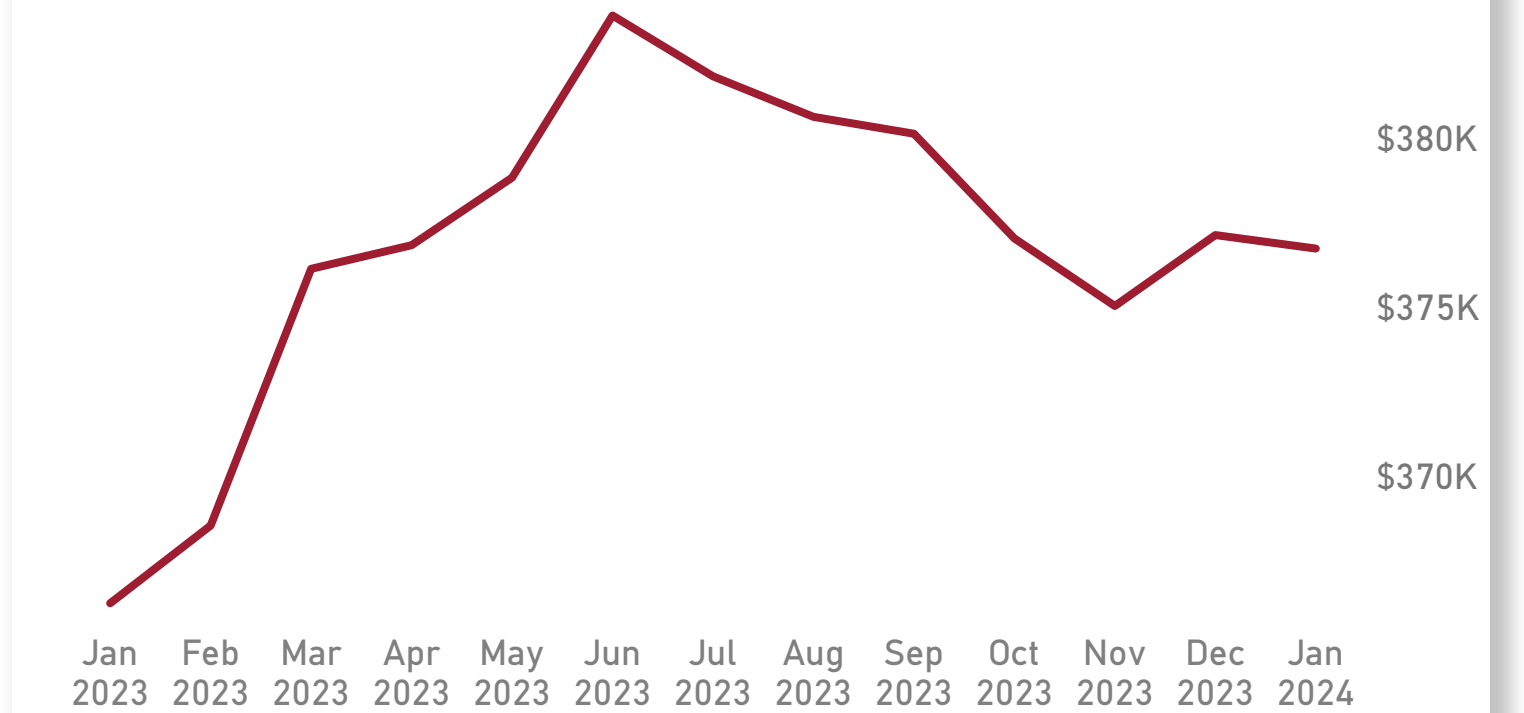
↑ 7.6%

Month-over-Month

↑ 11.4%

Year-over-Year

BENCHMARK PRICE TREND



\$435K

Benchmark Price


↓ -0.0%

Month-over-Month

↑ 4.1%

Year-over-Year

SINGLE FAMILY



\$180K

Benchmark Price

↓ -0.7%

Month-over-Month

↑ 6.1%

Year-over-Year

APARTMENT



\$242K

Benchmark Price

↑ 0.7%

Month-over-Month

↑ 7.4%

Year-over-Year

TOWNHOUSE

MLS® HOME PRICE INDEX

\$368K

Benchmark Price

↓ -0.3%

Month-over-Month

↑ 3.2%

Year-over-Year

\$381K

Average Sales Price

↑ 2.1%

Month-over-Month

↑ 7.5%

Year-over-Year

\$376K

Median Sales Price

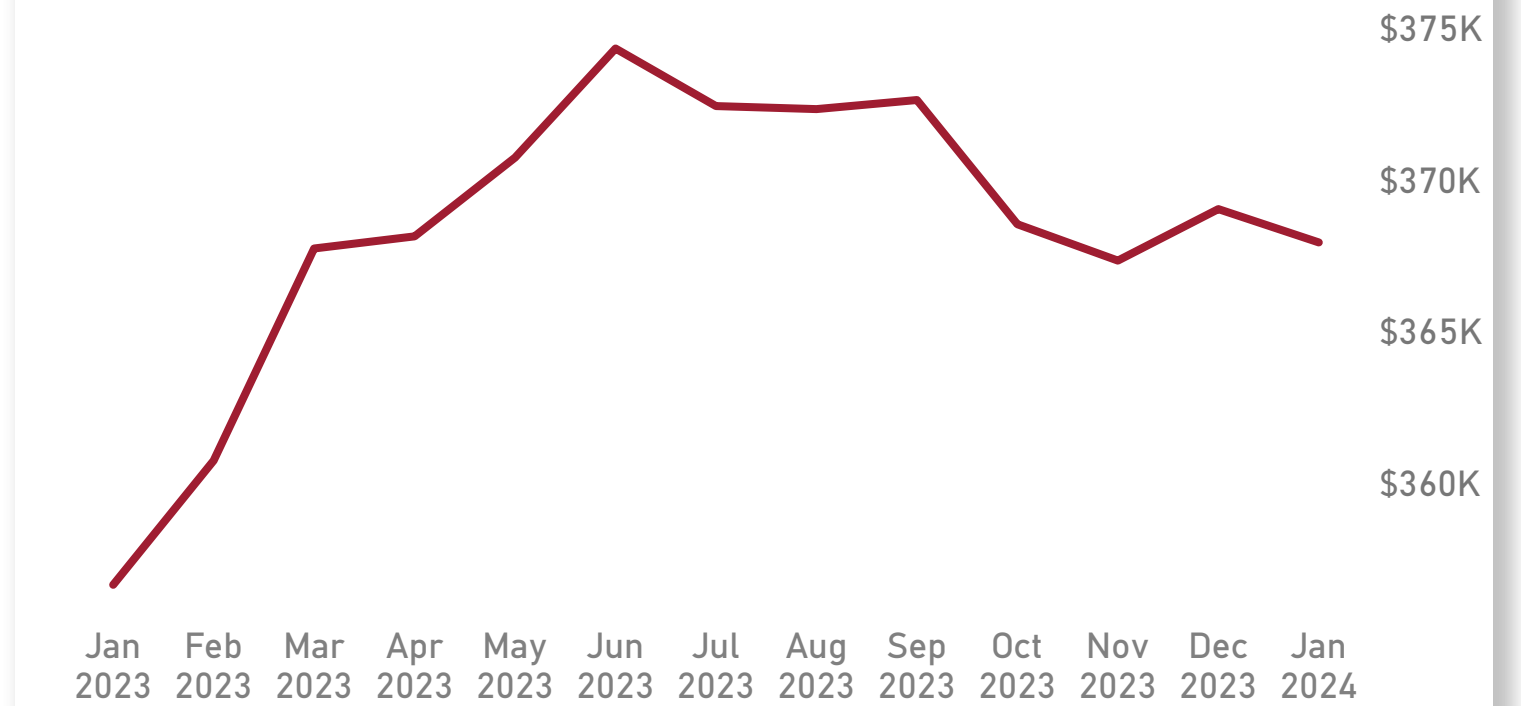
↑ 7.5%

Month-over-Month

↑ 13.0%

Year-over-Year

BENCHMARK PRICE TREND



SINGLE FAMILY

\$440K


Benchmark Price

↓ -0.3%

Month-over-Month

↑ 4.5%

Year-over-Year



APARTMENT

\$175K

Benchmark Price

↓ -0.7%

Month-over-Month

↑ 6.8%

Year-over-Year



TOWNHOUSE

\$233K

Benchmark Price

↑ 0.6%

Month-over-Month

↑ 8.5%

Year-over-Year

NEW LISTINGS



Current Month

2,195

YTD

2,195

Month-over-Month

↑ 49.3%

Year-over-Year

↓ -2.3%

* Greater Edmonton Area includes Beaumont, Bon Accord, Bruderheim, Calmar, Devon, Edmonton, Fort Saskatchewan, Gibbons, Leduc, Legal, Morinville, New Sarepta, Redwater, Rural Leduc County, Rural Parkland County, Rural Strathcona County, Rural Sturgeon County, Sherwood Park, Spruce Grove, St. Albert, Stony Plain, Thorsby, Wabamun, Warburg.

NEW LISTINGS



Current Month

1,545

YTD

1,545

Month-over-Month

↑ 53.1%

Year-over-Year

↓ -4.2%



SALES

Current Month

1,439

YTD

1,439

Month-over-Month

↑ 17.5%

Year-over-Year

↑ 46.8%

* Greater Edmonton Area includes Beaumont, Bon Accord, Bruderheim, Calmar, Devon, Edmonton, Fort Saskatchewan, Gibbons, Leduc, Legal, Morinville, New Sarepta, Redwater, Rural Leduc County, Rural Parkland County, Rural Strathcona County, Rural Sturgeon County, Sherwood Park, Spruce Grove, St. Albert, Stony Plain, Thorsby, Wabamun, Warburg.



SALES

Current Month

1,058

YTD

1,058

Month-over-Month

↑ 19.7%

Year-over-Year

↑ 51.4%

4,540



INVENTORY

** Greater Edmonton Area includes Beaumont, Bon Accord, Bruderheim, Calmar, Devon, Edmonton, Fort Saskatchewan, Gibbons, Leduc, Legal, Morinville, New Sarepta, Redwater, Rural Leduc County, Rural Parkland County, Rural Strathcona County, Rural Sturgeon County, Sherwood Park, Spruce Grove, St. Albert, Stony Plain, Thorsby, Wabamun, Warburg.*

3,089



INVENTORY



Detached **\$1,700,000**

Semi-Detached **\$780,000**

Row/Townhouse **\$645,000**

Apartment
Condominium **\$2,900,000**



HIGH ROLLERS

* Greater Edmonton Area includes Beaumont, Bon Accord, Bruderheim, Calmar, Devon, Edmonton, Fort Saskatchewan, Gibbons, Leduc, Legal, Morinville, New Sarepta, Redwater, Rural Leduc County, Rural Parkland County, Rural Strathcona County, Rural Sturgeon County, Sherwood Park, Spruce Grove, St. Albert, Stony Plain, Thorsby, Wabamun, Warburg.



Detached

\$1,690,000

Semi-Detached

\$780,000

Row/Townhouse

\$645,000

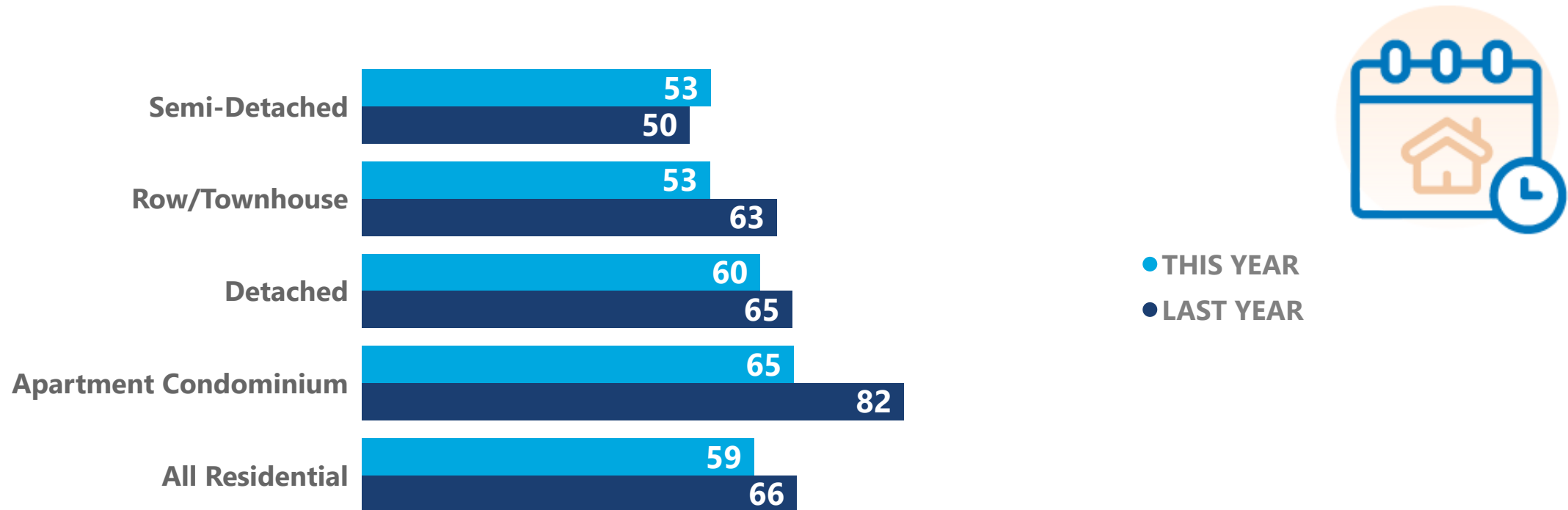
Apartment
Condominium

\$2,900,000



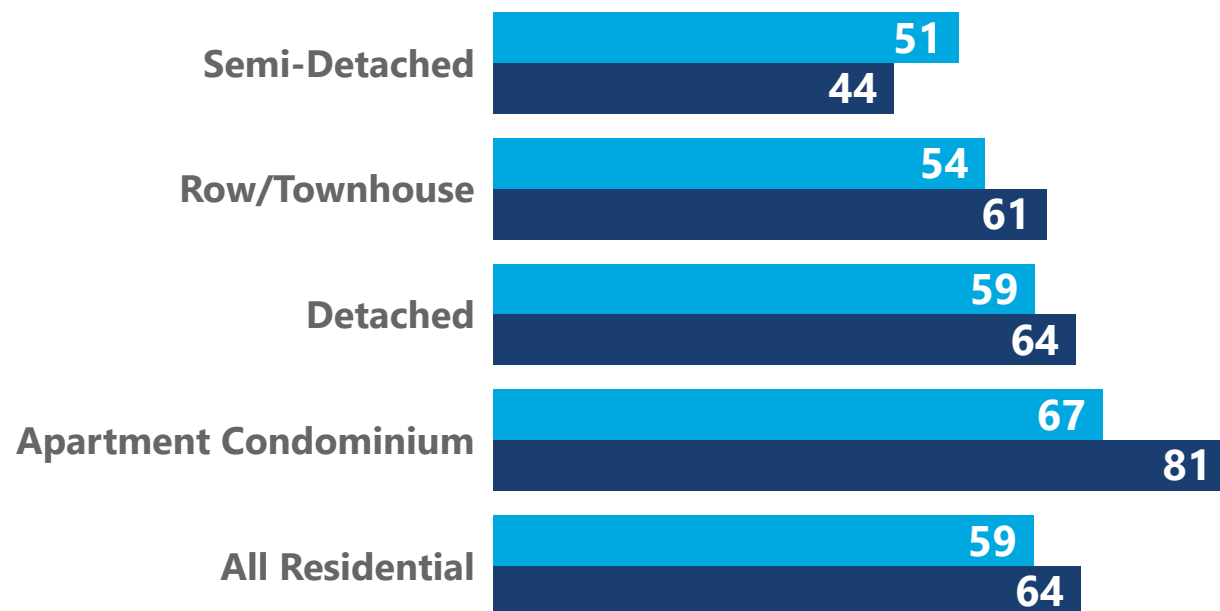
HIGH ROLLERS

AVERAGE DAYS ON MARKET FOR MONTHLY SALES



* Greater Edmonton Area includes Beaumont, Bon Accord, Bruderheim, Calmar, Devon, Edmonton, Fort Saskatchewan, Gibbons, Leduc, Legal, Morinville, New Sarepta, Redwater, Rural Leduc County, Rural Parkland County, Rural Strathcona County, Rural Sturgeon County, Sherwood Park, Spruce Grove, St. Albert, Stony Plain, Thorsby, Wabamun, Warburg.

AVERAGE DAYS ON MARKET FOR MONTHLY SALES



● THIS YEAR
● LAST YEAR



AVERAGE

\$399K

\$390K

MEDIAN

MoM

2.5%

7.6%

MoM

YoY

7.6%

11.4%

YoY



All Residential

* Greater Edmonton Area includes Beaumont, Bon Accord, Bruderheim, Calmar, Devon, Edmonton, Fort Saskatchewan, Gibbons, Leduc, Legal, Morinville, New Sarepta, Redwater, Rural Leduc County, Rural Parkland County, Rural Strathcona County, Rural Sturgeon County, Sherwood Park, Spruce Grove, St. Albert, Stony Plain, Thorsby, Wabamun, Warburg.

AVERAGE

\$381K

\$376K

MEDIAN

MoM

2.1%

7.5%

MoM

YoY

7.5%

13.0%

YoY



All Residential

AVERAGE

\$484K

\$450K

MEDIAN

MoM

-1.0%

2.3%

MoM

YoY

7.3%

6.6%

YoY



Detached

* Greater Edmonton Area includes Beaumont, Bon Accord, Bruderheim, Calmar, Devon, Edmonton, Fort Saskatchewan, Gibbons, Leduc, Legal, Morinville, New Sarepta, Redwater, Rural Leduc County, Rural Parkland County, Rural Strathcona County, Rural Sturgeon County, Sherwood Park, Spruce Grove, St. Albert, Stony Plain, Thorsby, Wabamun, Warburg.

AVERAGE

\$474K

MoM

-2.4%

YoY

5.6%



Detached

\$441K

MEDIAN

0.2%

MoM

5.0%

YoY

AVERAGE

\$378K

\$395K

MEDIAN

MoM

4.0%

9.6%

MoM

YoY

6.6%

13.2%

YoY



Semi-Detached

* Greater Edmonton Area includes Beaumont, Bon Accord, Bruderheim, Calmar, Devon, Edmonton, Fort Saskatchewan, Gibbons, Leduc, Legal, Morinville, New Sarepta, Redwater, Rural Leduc County, Rural Parkland County, Rural Strathcona County, Rural Sturgeon County, Sherwood Park, Spruce Grove, St. Albert, Stony Plain, Thorsby, Wabamun, Warburg.

AVERAGE **\$385K**

MoM **4.8%**

YoY **7.1%**



Semi-Detached

\$400K MEDIAN

9.6% MoM

14.4% YoY

AVERAGE

\$269K

\$266K

MEDIAN

MoM

2.8%

2.5%

MoM

YoY

8.6%

10.6%

YoY



Row/Townhouse

* Greater Edmonton Area includes Beaumont, Bon Accord, Bruderheim, Calmar, Devon, Edmonton, Fort Saskatchewan, Gibbons, Leduc, Legal, Morinville, New Sarepta, Redwater, Rural Leduc County, Rural Parkland County, Rural Strathcona County, Rural Sturgeon County, Sherwood Park, Spruce Grove, St. Albert, Stony Plain, Thorsby, Wabamun, Warburg.

AVERAGE

\$269K

\$267K

MEDIAN

MoM

3.5%

0.7%

MoM

YoY

12.0%

12.3%

YoY



Row/Townhouse