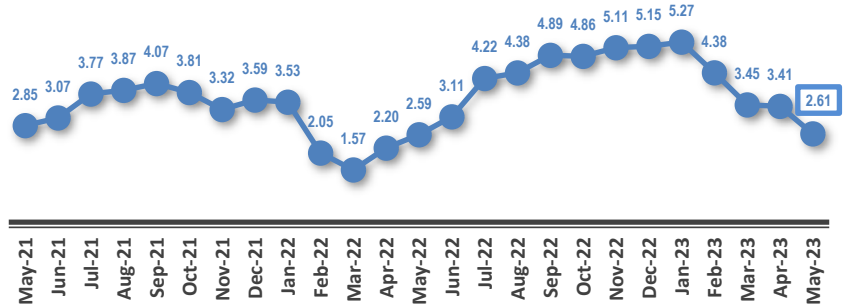
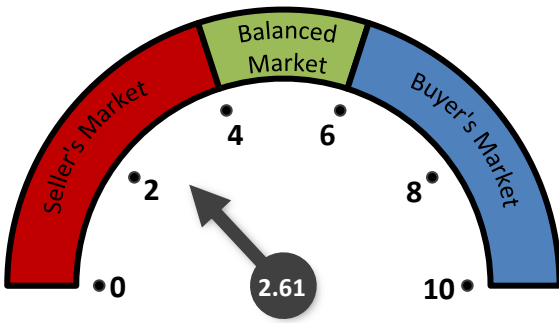
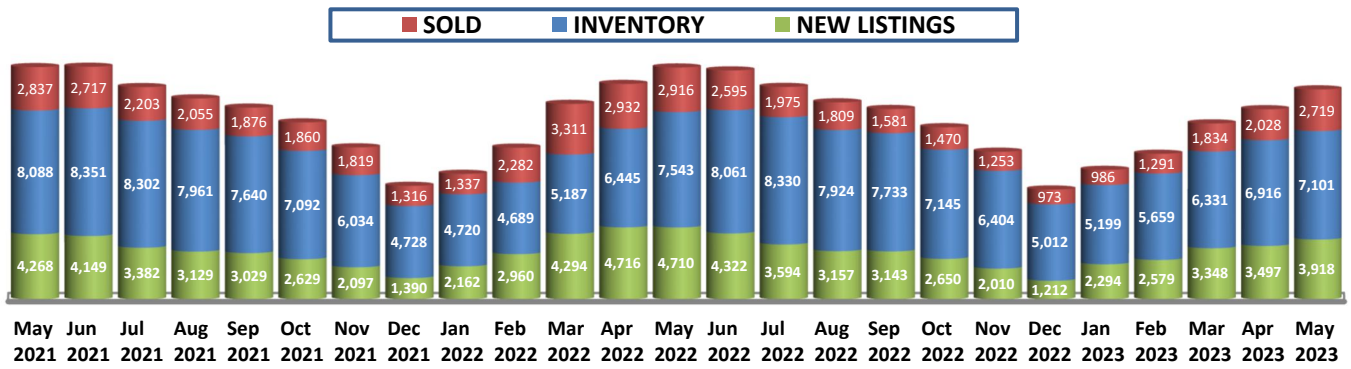


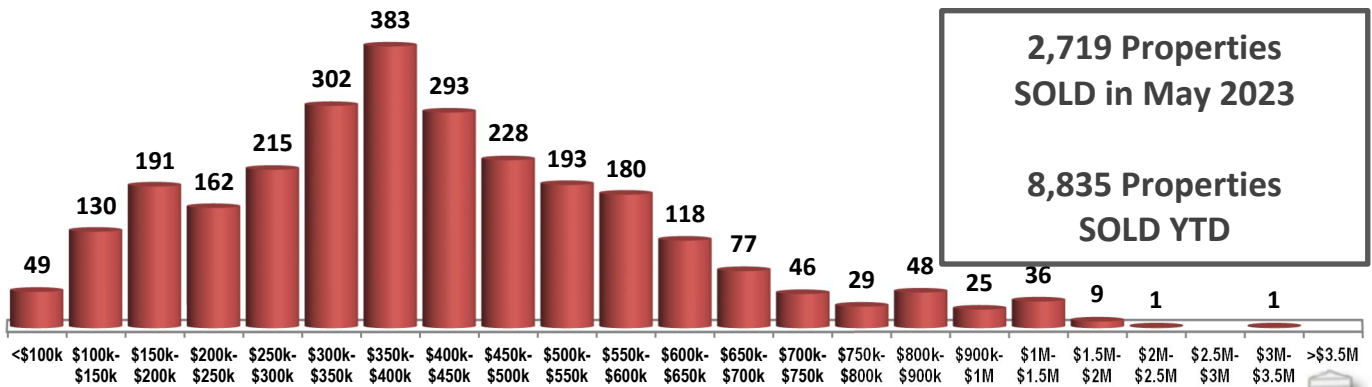
MONTHS OF INVENTORY



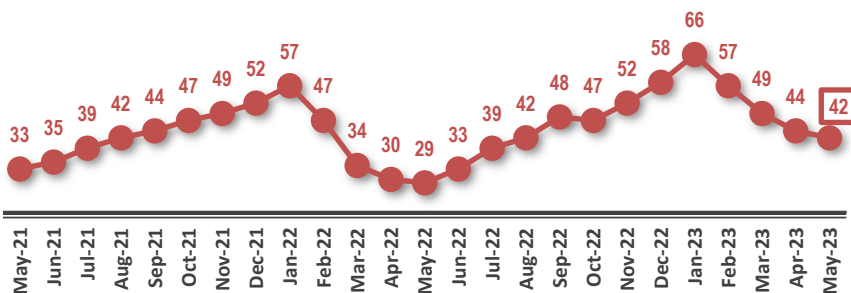
SOLD / INVENTORY / NEW LISTINGS



SOLD PROPERTIES BY PRICE RANGE



AVERAGE DAYS ON THE MARKET



Sale SOLD

MaxWell

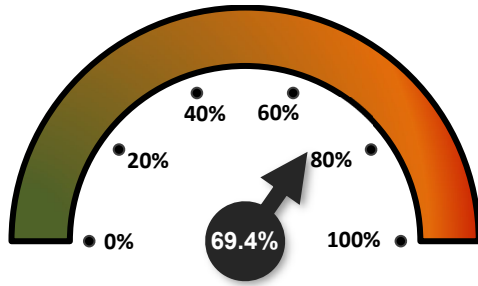
Realty Canada

Average Price: \$420,507

Median Price: \$389,500

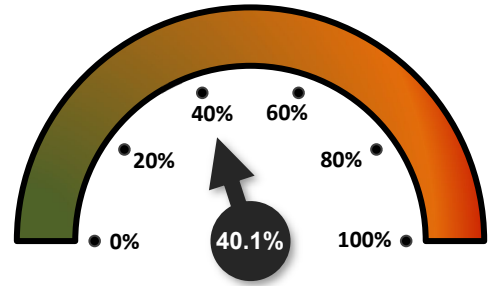
Where Real Estate Happens™

SALES-TO-NEW LISTINGS RATIO



↑ FROM 58.0% IN APRIL 2023
 ↑ FROM 61.9% IN MAY 2022

ODDS OF SELLING IN 90 DAYS OR LESS

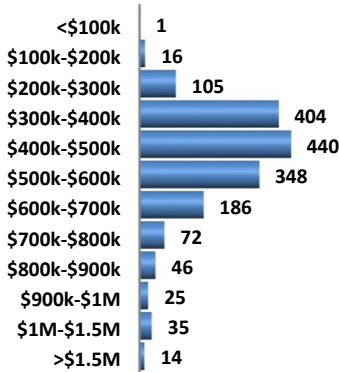


↑ FROM 35.2% IN APRIL 2023
 ↓ FROM 49.8% IN MAY 2022

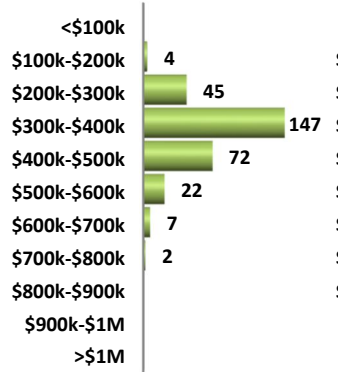
DETAILS BY PROPERTY TYPE

	DETACHED	SEMI-DETACHED	ROW / TOWNHOUSES	APARTMENT CONDOS
AVERAGE SOLD PRICE	\$512,338	\$381,968	\$253,417	\$193,218
MEDIAN SOLD PRICE	\$470,000	\$370,000	\$250,000	\$174,900
SOLD PROPERTIES	1,692	299	359	369
SOLD PROPERTIES YTD	5,296	944	1,251	1,344
NEW LISTINGS	2,398	398	410	712
SALES-TO-NEW LISTINGS RATIO	70.6%	75.1%	87.6%	51.8%
AVERAGED DAYS ON THE MARKET	40	37	42	56

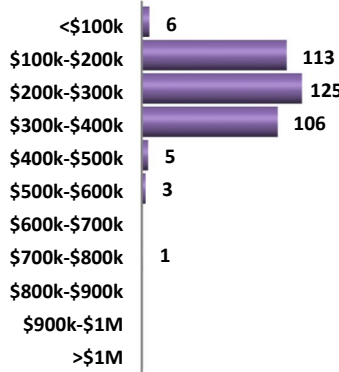
DETACHED HOMES SOLD BY PRICE RANGE



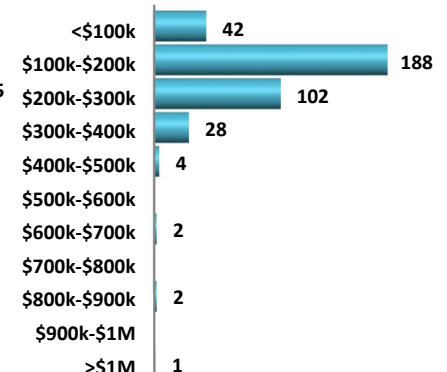
SEMI-DETACHED HOMES SOLD BY PRICE RANGE



ROW / TOWNHOUSES SOLD BY PRICE RANGE



APARTMENT CONDOMINIUMS SOLD BY PRICE RANGE



AVERAGE SOLD PRICES OVER 2 YEARS

