REALTORS® Association of Edmonton

SEPTEMBER 2022 RESIDENTIAL STATISTICS - GREATER EDMONTON AREA*

SELLING PRICE

All Residential

AVERAGE	$375K	
Month-over-Month	-0.4%	
Year-over-Year	-0.7%	
MEDIAN	$366K	
Month-over-Month	1.7%	
Year-over-Year	2.5%	

Single Family

AVERAGE	$463K		$430K	MEDIAN
MoM	-1.2%		-1.1%	MoM
YoY	2.2%		3.1%	YoY

Condo

AVERAGE	$220K		$195K	MEDIAN
MoM	-0.2%		-2.5%	MoM
YoY	-1.9%		-6.7%	YoY

Duplex/ Row House

AVERAGE	$376K		$373K	MEDIAN
MoM	4.3%		5.9%	MoM
YoY	11.6%		12.9%	YoY

NEW LISTINGS

Current Month	Month-over-Month
3,140	↑ 1.7%
YTD	**Year-over-Year**
32K	↑ 3.7%

SALES

Current Month	Month-over-Month
1,581	↓ -12.2%
YTD	**Year-over-Year**
21K	↓ -15.7%

INVENTORY

7,729

HIGH ROLLERS

SOLD

Single Family	$2,775,000
Condo	$810,000
Duplex/Row house	$729,000

AVERAGE DAYS ON MARKET FOR MONTHLY SALES

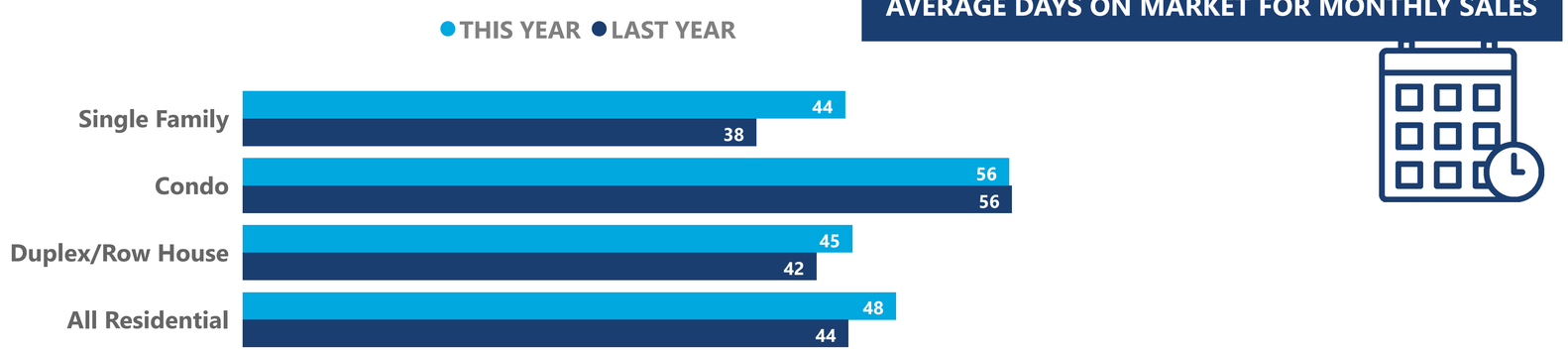

** Greater Edmonton Area includes Beaumont, Bon Accord, Bruderheim, Calmar, Devon, Edmonton, Fort Saskatchewan, Gibbons, Leduc, Legal, Morinville, New Sarepta, Redwater, Rural Leduc County, Rural Parkland County, Rural Strathcona County, Rural Sturgeon County, Sherwood Park, Spruce Grove, St. Albert, Stony Plain, Thorsby, Wabamun, Warburg.*

REALTORS® Association of Edmonton

SEPTEMBER 2022 RESIDENTIAL STATISTICS - CITY OF EDMONTON

SELLING PRICE

All Residential

AVERAGE	$373K	
Month-over-Month	0.8%	
Year-over-Year	-1.6%	
MEDIAN	$363K	
Month-over-Month	3.6%	
Year-over-Year	2.8%	

Single Family

AVERAGE	$474K		$430K	MEDIAN
MoM	-0.9%		-2.1%	MoM
YoY	1.8%		2.1%	YoY

Condo

AVERAGE	$213K		$190K	MEDIAN
MoM	-0.5%		0.8%	MoM
YoY	-1.9%		-2.6%	YoY

Duplex/ Row House

AVERAGE	$393K		$383K	MEDIAN
MoM	6.7%		6.1%	MoM
YoY	14.3%		14.5%	YoY

NEW LISTINGS

Current Month	Month-over-Month
2,416	↑ 1.7%
YTD	**Year-over-Year**
25K	↑ 4.0%

SALES

Current Month	Month-over-Month
1,115	↓ -10.3%
YTD	**Year-over-Year**
15K	↓ -14.9%

INVENTORY

6,164

HIGH ROLLERS

SOLD

Single Family	$2,775,000
Condo	$810,000
Duplex/Row house	$729,000

AVERAGE DAYS ON MARKET FOR MONTHLY SALES

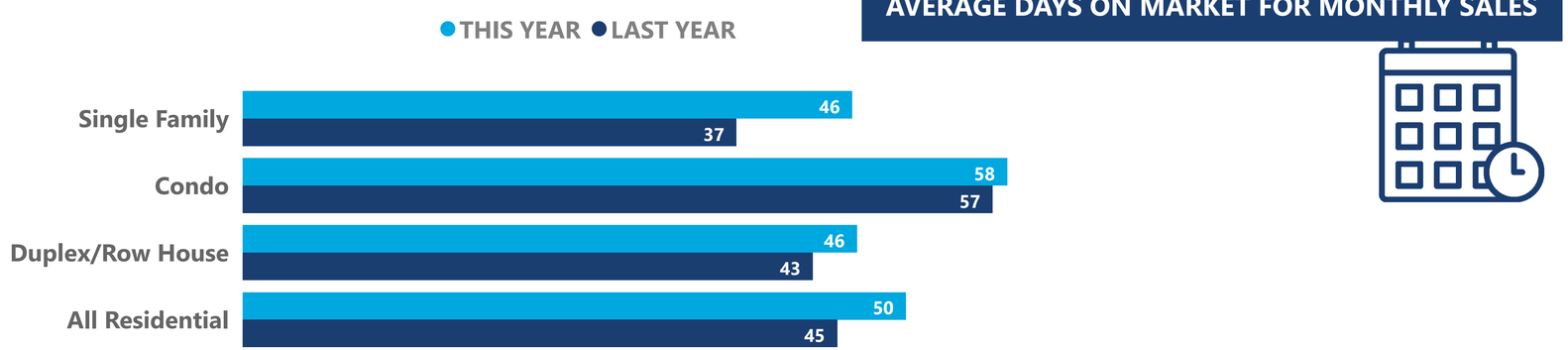

REALTORS® Association of Edmonton

SEPTEMBER 2022 RESIDENTIAL STATISTICS - GREATER EDMONTON AREA*

NEW LISTINGS

	Current Month	Month-over-Month
	3,140	↑ 1.7%
	YTD	**Year-over-Year**
	32K	↑ 3.7%

SALES

	Current Month	Month-over-Month
	1,581	↓ -12.2%
	YTD	**Year-over-Year**
	21K	↓ -15.7%

INVENTORY

7,729

SOLD

Single Family	$2,775,000
Condo	$810,000
Duplex/Row house	$729,000

HIGH ROLLERS

AVERAGE DAYS ON MARKET FOR MONTHLY SALES

SELLING PRICE COMPARISONS

ALL RESIDENTIAL

AVERAGE	$375K
Month-over-Month	-0.4%
Year-over-Year	-0.7%
MEDIAN	$366K
Month-over-Month	1.7%
Year-over-Year	2.5%

SINGLE FAMILY

AVERAGE	$463K
MoM	-1.2%
YoY	2.2%
MEDIAN	$430K
MoM	-1.1%
YoY	3.1%

CONDO

AVERAGE	$220K
MoM	-0.2%
YoY	-1.9%
MEDIAN	$195K
MoM	-2.5%
YoY	-6.7%

DUPLEX / ROW HOUSE

AVERAGE	$376K
MoM	4.3%
YoY	11.6%
MEDIAN	$373K
MoM	5.9%
YoY	12.9%

** Greater Edmonton Area includes Beaumont, Bon Accord, Bruderheim, Calmar, Devon, Edmonton, Fort Saskatchewan, Gibbons, Leduc, Legal, Morinville, New Sarepta, Redwater, Rural Leduc County, Rural Parkland County, Rural Strathcona County, Rural Sturgeon County, Sherwood Park, Spruce Grove, St. Albert, Stony Plain, Thorsby, Wabamun, Warburg*

REALTORS® Association of Edmonton

SEPTEMBER 2022 RESIDENTIAL STATISTICS - CITY OF EDMONTON

NEW LISTINGS

	Current Month	Month-over-Month
	2,416	↑ 1.7%
YTD		Year-over-Year
25K		↑ 4.0%

SALES

	Current Month	Month-over-Month
	1,115	↓ -10.3%
YTD		Year-over-Year
15K		↓ -14.9%

INVENTORY

6,164

SOLD

Single Family	$2,775,000
Condo	$810,000
Duplex/Row house	$729,000

HIGH ROLLERS

AVERAGE DAYS ON MARKET FOR MONTHLY SALES

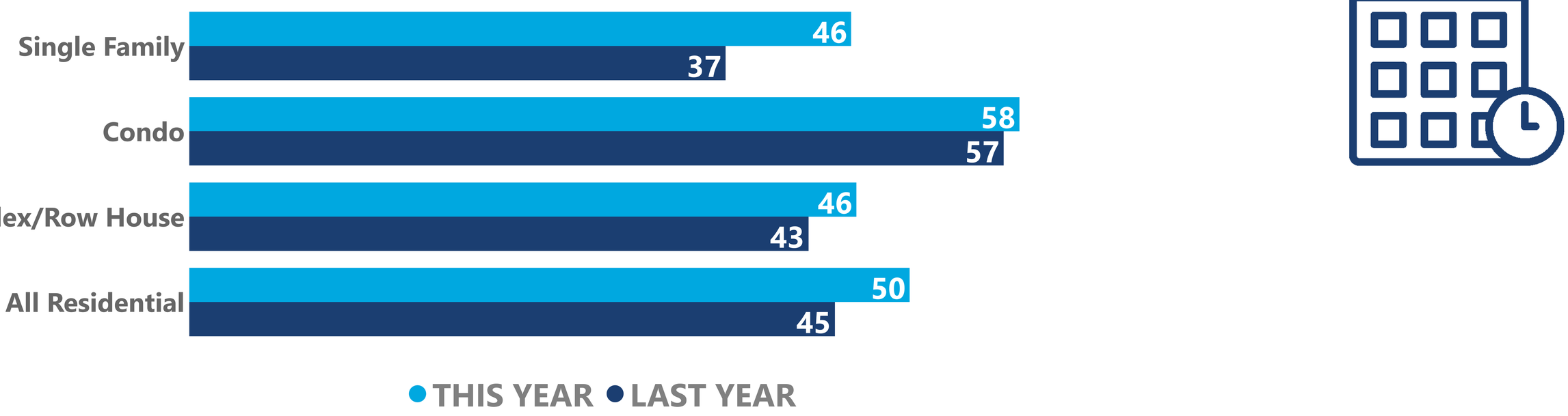

SELLING PRICE COMPARISONS

ALL RESIDENTIAL

AVERAGE	$373K
Month-over-Month	0.8%
Year-over-Year	-1.6%
MEDIAN	$363K
Month-over-Month	3.6%
Year-over-Year	2.8%

SINGLE FAMILY

AVERAGE	$474K
MoM	-0.9%
YoY	1.8%
MEDIAN	$430K
MoM	-2.1%
YoY	2.1%

CONDO

AVERAGE	$213K
MoM	-0.5%
YoY	-1.9%
MEDIAN	$190K
MoM	0.8%
YoY	-2.6%

DUPLEX / ROW HOUSE

AVERAGE	$393K
MoM	6.7%
YoY	14.3%
MEDIAN	$383K
MoM	6.1%
YoY	14.5%

REALTORS® Association of Edmonton

SEPTEMBER 2022 RESIDENTIAL STATISTICS - GREATER EDMONTON AREA

MLS® HOME PRICE INDEX

$389K	↓ -2.6%	↑ 2.2%
Benchmark Price	Month-over-Month	Year-over-Year

$375K	↓ -0.4%	↓ -0.7%
Average Sales Price	Month-over-Month	Year-over-Year

$366K	↑ 1.7%	↑ 2.5%
Median Sales Price	Month-over-Month	Year-over-Year

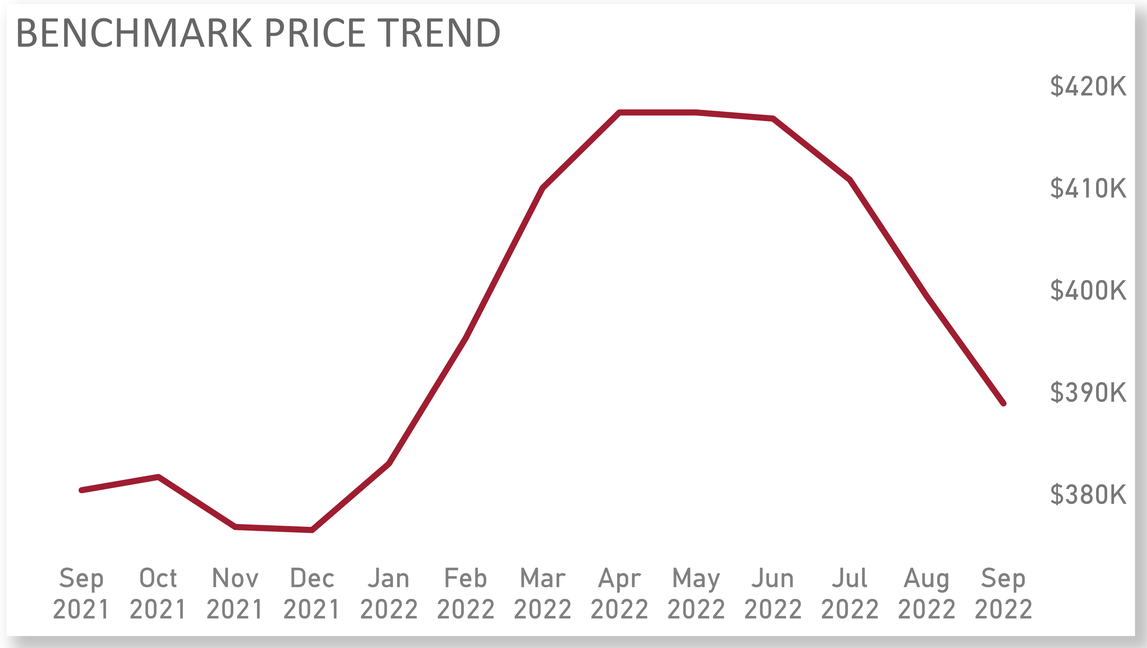

SINGLE FAMILY

$440K Benchmark Price
↓ -2.5% Month-over-Month
↑ 2.7% Year-over-Year



APARTMENT

$186K Benchmark Price
↓ -1.0% Month-over-Month
↑ 0.1% Year-over-Year

TOWNHOUSE

$239K Benchmark Price
↓ -4.7% Month-over-Month
↑ 1.2% Year-over-Year

For more information about the Home Price Index (HPI) and benchmark price visit www.crea.ca

MLS® Home Price Index

REALTORS® Association of Edmonton

SEPTEMBER 2022 RESIDENTIAL STATISTICS - CITY OF EDMONTON

MLS® HOME PRICE INDEX

$380K	↓ -2.8%	↑ 1.7%
Benchmark Price	Month-over-Month	Year-over-Year

$373K	↑ 0.8%	↓ -1.6%
Average Sales Price	Month-over-Month	Year-over-Year

$363K	↑ 3.6%	↑ 2.8%
Median Sales Price	Month-over-Month	Year-over-Year

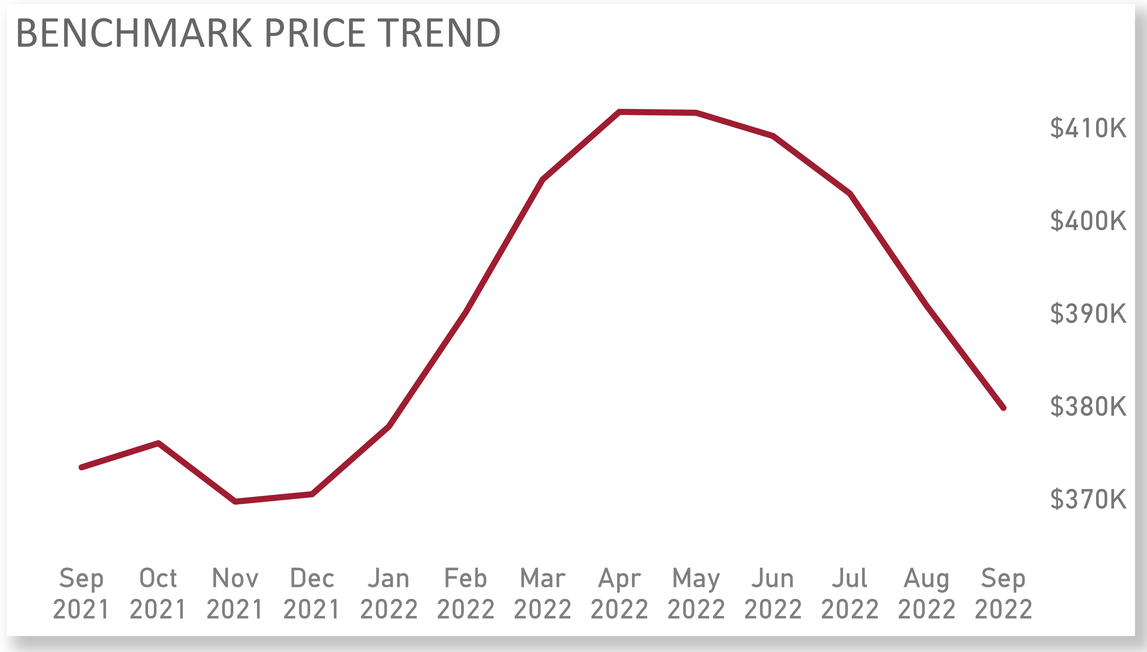

SINGLE FAMILY

$444K Benchmark Price
↓ -2.7% Month-over-Month
↑ 2.1% Year-over-Year



APARTMENT

$181K Benchmark Price
↓ -1.3% Month-over-Month
↓ -0.7% Year-over-Year

TOWNHOUSE

$230K Benchmark Price
↓ -5.0% Month-over-Month
↑ 0.6% Year-over-Year

For more information about the Home Price Index (HPI) and benchmark price visit www.crea.ca

MLS® Home Price Index

REALTORS® Association of Edmonton

SEPTEMBER 2022 RESIDENTIAL STATISTICS - GREATER EDMONTON AR...

NEW LISTINGS

Current Month	Month-over-Month
3,140	↑ 1.7%

YTD	Year-over-Year
32K	↑ 3.7%

** Greater Edmonton Area includes Beaumont, Bon Accord, Bruderheim, Calmar, Devon, Edmonton, Fort Saskatchewan, Gibbons, Leduc, Legal, Morinville, New Sarepta, Redwater, Rural Leduc County, Rural Parkland County, Rural Strathcona County, Rural Sturgeon County, Sherwood Park, Spruce Grove, St. Albert, Stony Plain, Thorsby, Wabamun, Warburg.*

REALTORS® Association of Edmonton

SEPTEMBER 2022 RESIDENTIAL STATISTICS - CITY OF EDMONTON

NEW LISTINGS

	Current Month	Month-over-Month
	2,416	↑ 1.7%
YTD	25K	↑ 4.0%

	Year-over-Year

SEPTEMBER 2022 RESIDENTIAL STATISTICS - GREATER EDMONTON AR...

REALTORS® Association of Edmonton

Current Month

1,581

Month-over-Month

↓ -12.2%

YTD

21K

Year-over-Year

↓ -15.7%

** Greater Edmonton Area includes Beaumont, Bon Accord, Bruderheim, Calmar, Devon, Edmonton, Fort Saskatchewan, Gibbons, Leduc, Legal, Morinville, New Sarepta, Redwater, Rural Leduc County, Rural Parkland County, Rural Strathcona County, Rural Sturgeon County, Sherwood Park, Spruce Grove, St. Albert, Stony Plain, Thorsby, Wabamun, Warburg.*

REALTORS® Association of Edmonton

SEPTEMBER 2022 RESIDENTIAL STATISTICS - CITY OF EDMONTON

Current Month

1,115

Month-over-Month

-10.3%

YTD

15K

Year-over-Year

-14.9%

REALTORS® Association of Edmonton

SEPTEMBER 2022 RESIDENTIAL STATISTICS - GREATER EDMONTON AR...

7,729

** Greater Edmonton Area includes Beaumont, Bon Accord, Bruderheim, Calmar, Devon, Edmonton, Fort Saskatchewan, Gibbons, Leduc, Legal, Morinville, New Sarepta, Redwater, Rural Leduc County, Rural Parkland County, Rural Strathcona County, Rural Sturgeon County, Sherwood Park, Spruce Grove, St. Albert, Stony Plain, Thorsby, Wabamun, Warburg.*

REALTORS® Association of Edmonton

SEPTEMBER 2022 RESIDENTIAL STATISTICS - CITY OF EDMONTON

6,164

REALTORS® Association of Edmonton

SEPTEMBER 2022 RESIDENTIAL STATISTICS - GREATER EDMONTON AR...

Single Family **$2,775,000**

SOLD

Condo **$810,000**

Duplex/Row house **$729,000**

** Greater Edmonton Area includes Beaumont, Bon Accord, Bruderheim, Calmar, Devon, Edmonton, Fort Saskatchewan, Gibbons, Leduc, Legal, Morinville, New Sarepta, Redwater, Rural Leduc County, Rural Parkland County, Rural Strathcona County, Rural Sturgeon County, Sherwood Park, Spruce Grove, St. Albert, Stony Plain, Thorsby, Wabamun, Warburg.*

REALTORS® Association of Edmonton

SEPTEMBER 2022 RESIDENTIAL STATISTICS - CITY OF EDMONTON

Single Family **$2,775,000**

SOLD

Condo **$810,000**

Duplex/Row house **$729,000**

AVERAGE DAYS ON MARKET FOR MONTHLY SALES

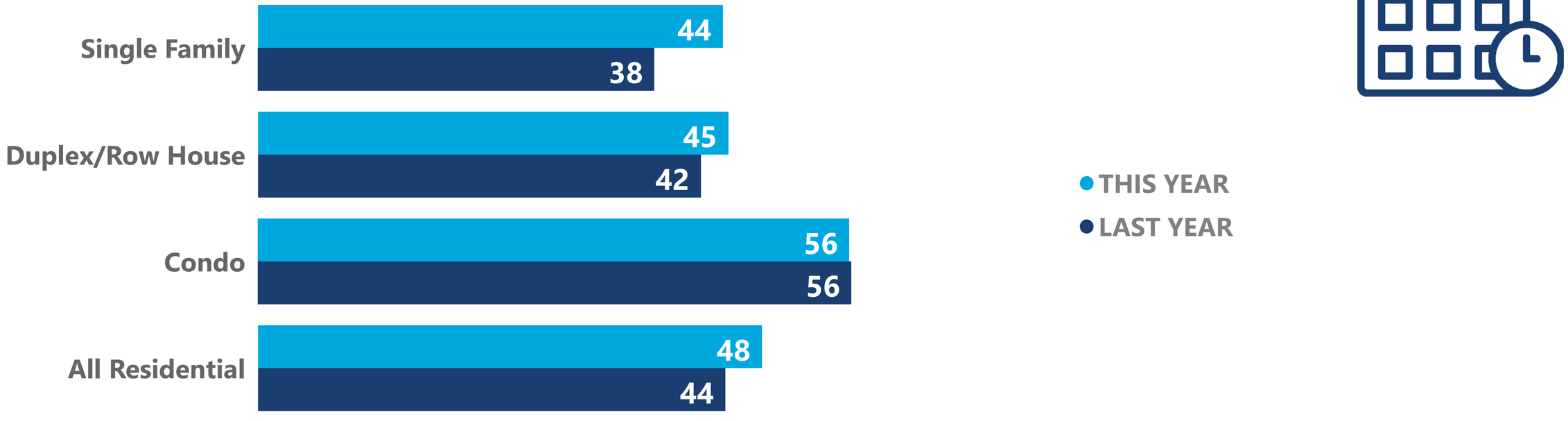

** Greater Edmonton Area includes Beaumont, Bon Accord, Bruderheim, Calmar, Devon, Edmonton, Fort Saskatchewan, Gibbons, Leduc, Legal, Morinville, New Sarepta, Redwater, Rural Leduc County, Rural Parkland County, Rural Strathcona County, Rural Sturgeon County, Sherwood Park, Spruce Grove, St. Albert, Stony Plain, Thorsby, Wabamun, Warburg.*

REALTORS® Association of Edmonton

SEPTEMBER 2022 RESIDENTIAL STATISTICS - CITY OF EDMONTON

AVERAGE DAYS ON MARKET FOR MONTHLY SALES

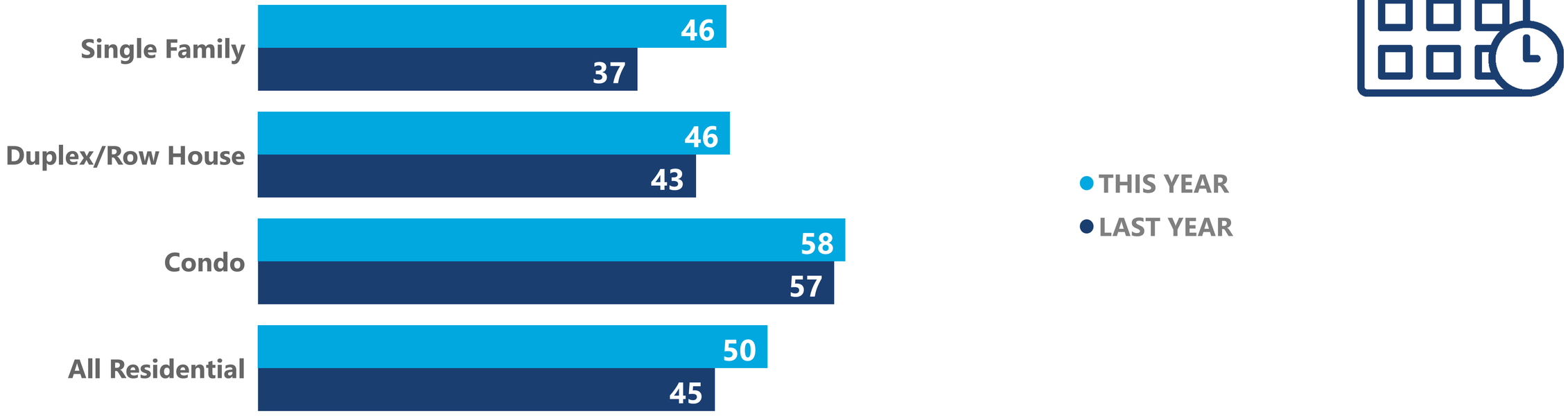

REALTORS® Association of Edmonton

SEPTEMBER 2022 RESIDENTIAL STATISTICS - GREATER EDMONTON AR...

AVERAGE	**$375K**		**$366K**	MEDIAN
MoM	**-0.4%**		**1.7%**	MoM
YoY	**-0.7%**		**2.5%**	YoY

All Residential

** Greater Edmonton Area includes Beaumont, Bon Accord, Bruderheim, Calmar, Devon, Edmonton, Fort Saskatchewan, Gibbons, Leduc, Legal, Morinville, New Sarepta, Redwater, Rural Leduc County, Rural Parkland County, Rural Strathcona County, Rural Sturgeon County, Sherwood Park, Spruce Grove, St. Albert, Stony Plain, Thorsby, Wabamun, Warburg.*

REALTORS® Association of Edmonton

SEPTEMBER 2022 RESIDENTIAL STATISTICS - CITY OF EDMONTON

All Residential

AVERAGE	**$373K**		**$363K**	MEDIAN
MoM	**0.8%**		**3.6%**	MoM
YoY	**-1.6%**		**2.8%**	YoY

SEPTEMBER 2022 RESIDENTIAL STATISTICS - GREATER EDMONTON AR...

REALTORS® Association of Edmonton

AVERAGE	**$463K**		**$430K**	MEDIAN
MoM	**-1.2%**		**-1.1%**	MoM
YoY	**2.2%**		**3.1%**	YoY

Single Family

** Greater Edmonton Area includes Beaumont, Bon Accord, Bruderheim, Calmar, Devon, Edmonton, Fort Saskatchewan, Gibbons, Leduc, Legal, Morinville, New Sarepta, Redwater, Rural Leduc County, Rural Parkland County, Rural Strathcona County, Rural Sturgeon County, Sherwood Park, Spruce Grove, St. Albert, Stony Plain, Thorsby, Wabamun, Warburg.*

REALTORS® Association of Edmonton

SEPTEMBER 2022 RESIDENTIAL STATISTICS - CITY OF EDMONTON

Single Family

AVERAGE	**$474K**		**$430K**	MEDIAN
MoM	**-0.9%**		**-2.1%**	MoM
YoY	**1.8%**		**2.1%**	YoY

REALTORS® Association of Edmonton

SEPTEMBER 2022 RESIDENTIAL STATISTICS - GREATER EDMONTON AR...

Condo

AVERAGE	**$220K**		**$195K**	MEDIAN
MoM	**-0.2%**		**-2.5%**	MoM
YoY	**-1.9%**		**-6.7%**	YoY

** Greater Edmonton Area includes Beaumont, Bon Accord, Bruderheim, Calmar, Devon, Edmonton, Fort Saskatchewan, Gibbons, Leduc, Legal, Morinville, New Sarepta, Redwater, Rural Leduc County, Rural Parkland County, Rural Strathcona County, Rural Sturgeon County, Sherwood Park, Spruce Grove, St. Albert, Stony Plain, Thorsby, Wabamun, Warburg.*

REALTORS® Association of Edmonton

SEPTEMBER 2022 RESIDENTIAL STATISTICS - CITY OF EDMONTON

Condo

AVERAGE	**$213K**		**$190K**	MEDIAN
MoM	**-0.5%**		**0.8%**	MoM
YoY	**-1.9%**		**-2.6%**	YoY

REALTORS® Association of Edmonton

SEPTEMBER 2022 RESIDENTIAL STATISTICS - GREATER EDMONTON AR...

Duplex / Row House

AVERAGE	**$376K**		**$373K**	MEDIAN
MoM	**4.3%**		**5.9%**	MoM
YoY	**11.6%**		**12.9%**	YoY

** Greater Edmonton Area includes Beaumont, Bon Accord, Bruderheim, Calmar, Devon, Edmonton, Fort Saskatchewan, Gibbons, Leduc, Legal, Morinville, New Sarepta, Redwater, Rural Leduc County, Rural Parkland County, Rural Strathcona County, Rural Sturgeon County, Sherwood Park, Spruce Grove, St. Albert, Stony Plain, Thorsby, Wabamun, Warburg.*

REALTORS® Association of Edmonton

SEPTEMBER 2022 RESIDENTIAL STATISTICS - CITY OF EDMONTON

Duplex / Row House

AVERAGE	**$393K**		**$383K**	MEDIAN
MoM	**6.7%**		**6.1%**	MoM
YoY	**14.3%**		**14.5%**	YoY