

## NEW LISTINGS




Current Month

2,960

YTD


12K

Month-over-Month



61.48%

Year-over-Year



-21.17%



## SALES


Current Month

1,157

YTD

4,913

Month-over-Month



54.89%

Year-over-Year



-41.51%

7,749



## INVENTORY



Single Family

\$1,925,000

Condo

\$1,225,000

Duplex/Row house

\$630,000



## HIGH ROLLERS


## AVERAGE DAYS ON MARKET FOR MONTHLY SALES



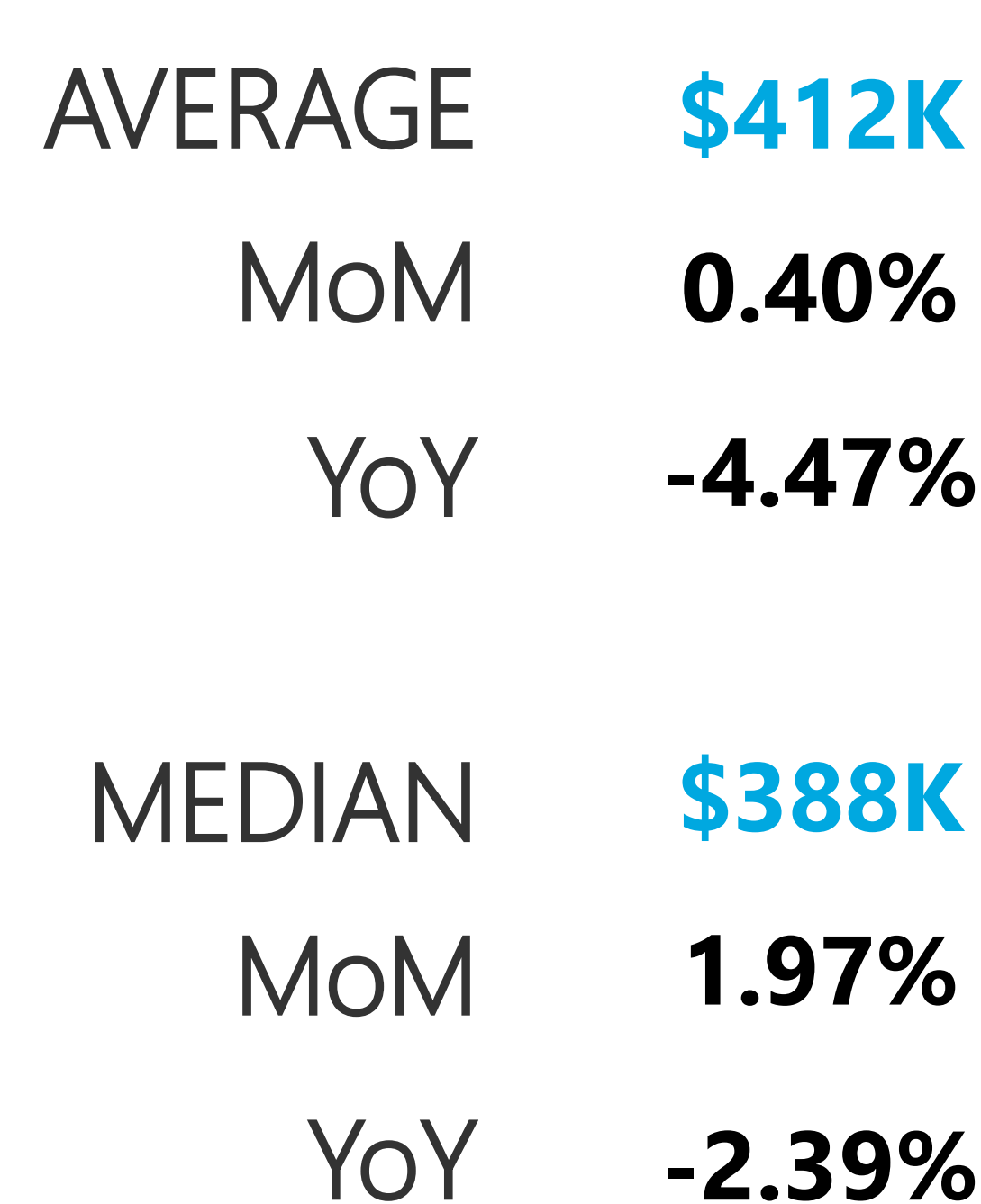
● THIS YEAR ● LAST YEAR



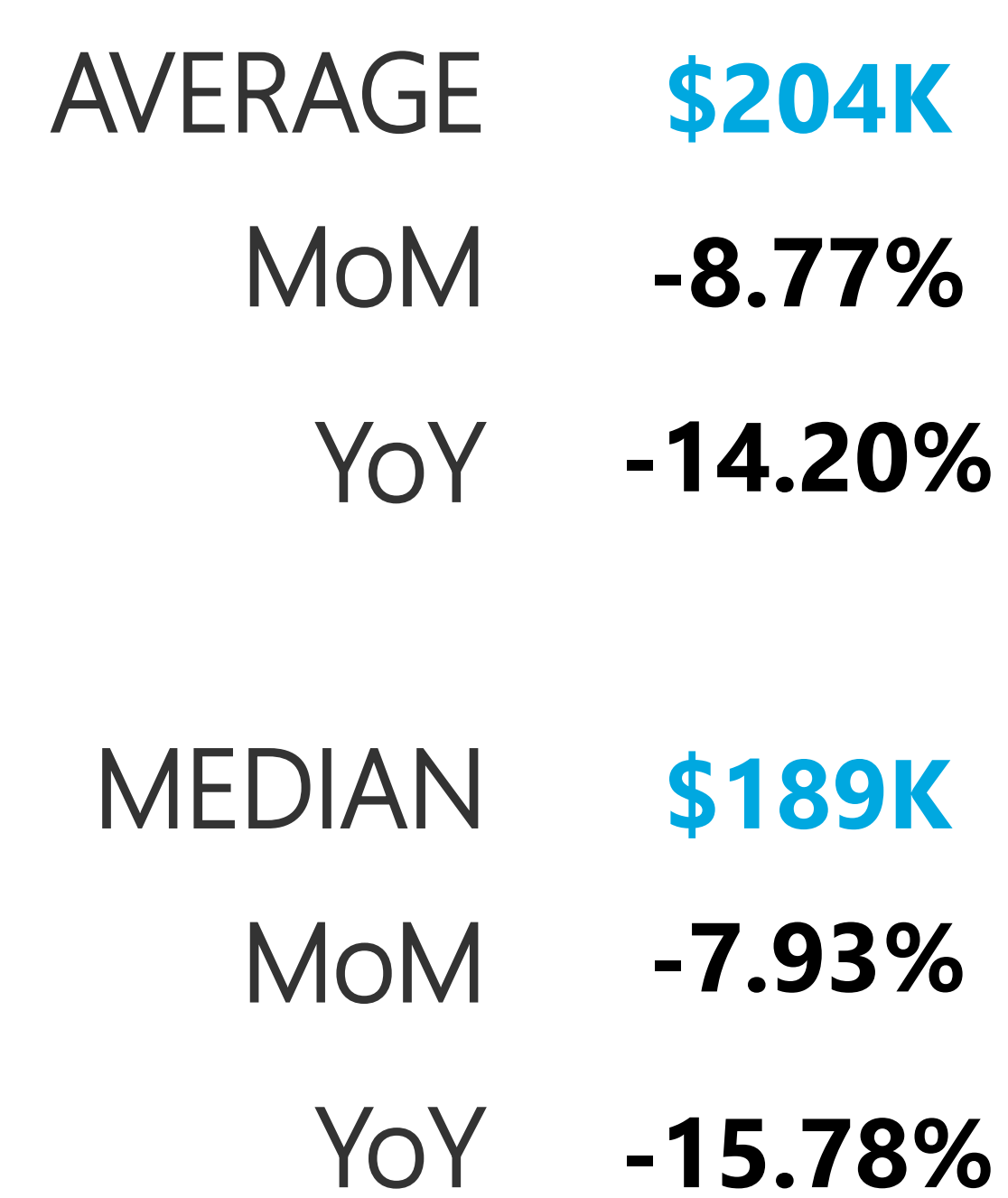
## SELLING PRICE COMPARISONS



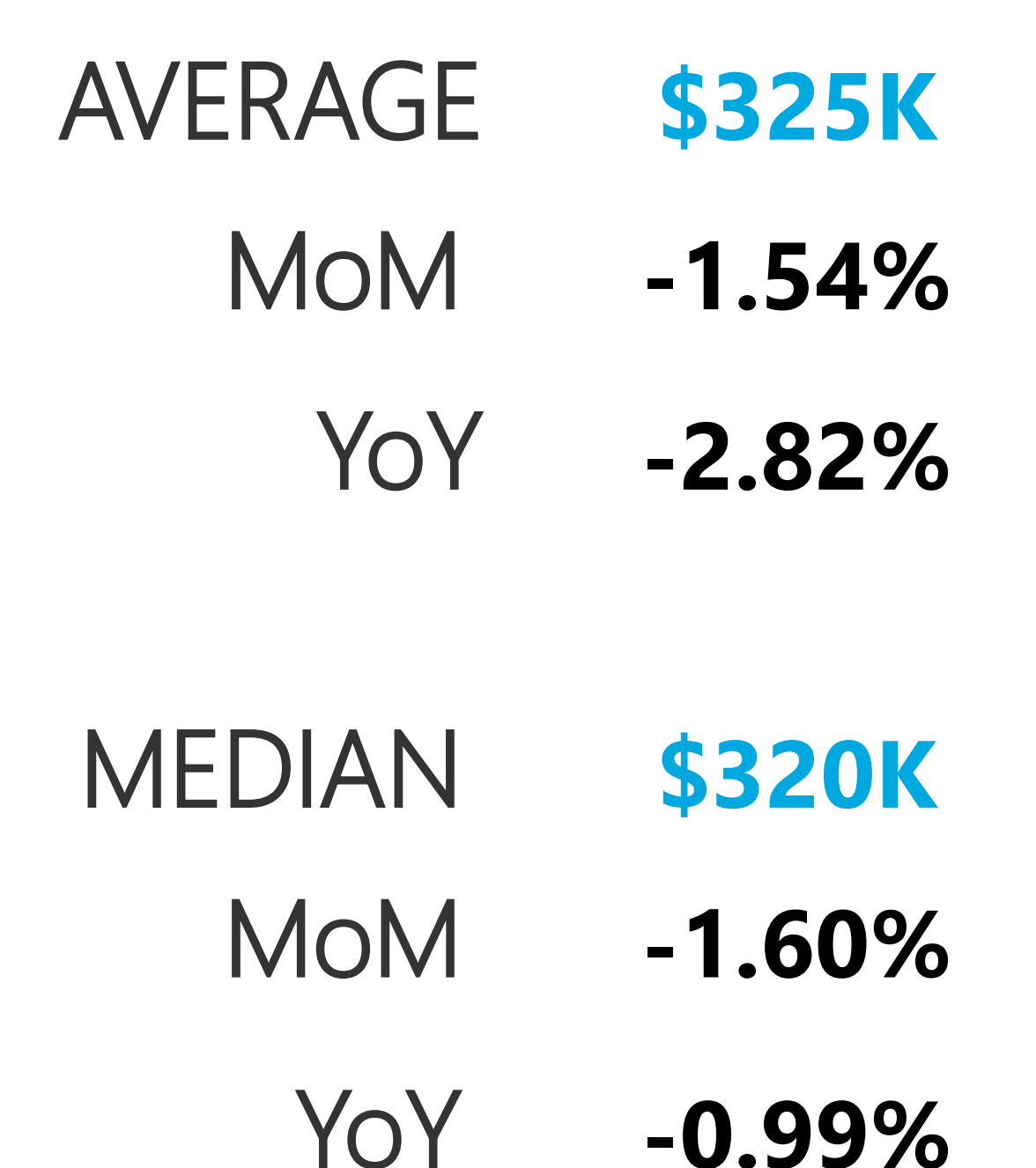
### SINGLE FAMILY



### CONDO



### DUPLEX / ROW HOUSE



\* Edmonton CMA (Census Metropolitan Area) includes Beaumont, Bon Accord, Bruderheim, Calmar, Devon, Edmonton, Fort Saskatchewan, Gibbons, Leduc, Legal, Morinville, New Sarepta, Redwater, Rural Leduc County, Rural Parkland County, Rural Strathcona County, Rural Sturgeon County, Sherwood Park, Spruce Grove, St. Albert, Stony Plain, Thorsby, Wabamun, Warburg



## NEW LISTINGS




Current Month

2,121

YTD


8,755

Month-over-Month



58.52%

Year-over-Year



-22.02%



## SALES


Current Month

779

YTD


3,423

Month-over-Month



51.26%

Year-over-Year



-42.76%

5,613



## INVENTORY



Single Family

\$1,925,000

Condo

\$1,225,000

Duplex/Row house

\$630,000



## HIGH ROLLERS

## AVERAGE DAYS ON MARKET FOR MONTHLY SALES



● THIS YEAR ● LAST YEAR



## SELLING PRICE COMPARISONS

AVERAGE **\$357K**

Month-over-Month **-0.32%**

Year-over-Year **-2.93%**



### SINGLE FAMILY

AVERAGE **\$428K**

MoM **1.31%**

YoY **-3.31%**



### CONDO

AVERAGE **\$202K**

MoM **-8.19%**

YoY **-13.01%**



### DUPLEX / ROW HOUSE

AVERAGE **\$334K**

MoM **-2.29%**

YoY **-2.35%**



### ALL RESIDENTIAL

MEDIAN **\$347K**

Month-over-Month **-0.29%**

Year-over-Year **-0.14%**

MEDIAN **\$397K**

MoM **4.47%**

YoY **-0.74%**

MEDIAN **\$183K**

MoM **-7.59%**

YoY **-15.12%**

MEDIAN **\$328K**

MoM **-3.21%**

YoY **-0.61%**